



MINUTES OF ORDINARY MEETING

Held on Thursday 17 October 2024

Commencing at 9:00 am

in the Warialda Office Council Chambers

Present

Councillors:	Cr John Coulton (Former Mayor, vacated the Chair upon the election of the Mayor), Cr John Bishton, Cr Sean Coleman, Cr Mick Collins, Cr Scot Crispin, Cr Sarah Crump, Cr Marilyn Dixon OAM, Cr Tiffany Galvin, Cr Rachel Sherman and Cr Adrian Willmot
Staff:	Max Eastcott (General Manager), Leeah Daley (Deputy General Manager), Helen Thomas (Manager Finance), Alex Eddy (Director Engineering Services) and Ben Perry (IT)
Public:	Five members of the public
Visitors:	

DISCLAIMER

No responsibility whatsoever is implied or accepted by the Gwydir Shire Council for any act, omission or statement or intimation occurring during Council or Committee meetings.

The Council disclaims any liability for any loss whatsoever and howsoever caused arising out of reliance by any person or legal entity on any such act, omission or statement or intimation occurring during Council or Committee meetings.

Any person or legal entity who acts or fails to act in reliance upon any statement, act or omission made in a Council or Committee meeting does so at that person's or legal entity's own risk.

In particular and without derogating in any way from the broad disclaimer above, in any discussion regarding any planning application or application for a licence, any statement or intimation of approval made by any member or officer of the Council during the course of any meeting is not intended to be and is not taken as notice of approval from the Council.

Gwydir Shire Council wishes to advise that any plans or documents contained within this Agenda may be subject to copyright law provisions and that the express permission of the copyright owner(s) should be sought prior to their reproduction.

Members of the public should note that no action should be taken on any item discussed at a Council or Committee meeting prior to written advice on the resolution of Council being received.

Agendas and minutes are available on the Council's website:

<https://www.gwydir.nsw.gov.au/Home>

Content	Page No.
1 Official Opening and Welcome - Former Mayor	4
2 Apologies	4
3 Confirmation of the Minutes	4
4 Call for the Declarations of Interests, Gifts Received and Conflicts of Interest	4
5 Officers' Reports.....	4
5.1 Election of Mayor	5
5.2 Election of the Deputy Mayor.....	14
5.3 Committee Memberships	19
5.4 Meeting Schedule	25
5.5 Countback Election	28
5.6 Election Results	33
5.7 Draft 30 June 2024 Financial Statements.....	55
5.8 August and September 2024 Investment and Rates Collection Report	157
6 Closure	161

1 OFFICIAL OPENING AND WELCOME - FORMER MAYOR

The Former Mayor, Cr John Coulton, welcomed all present to the meeting and congratulated all the incoming Councillors on their election.

The General Manager advised the meeting that all the Councillors had fulfilled their obligations to take an oath or affirmation of office prior to the meeting.

He also passed on the congratulations to the Councillors from the former Deputy Mayor, Catherine Egan, on their election.

2 APOLOGIES

All Councillors Present

Cr Galvin and the General Manager both indicated that they will be an apology for the 7th November 2024 Committee Meetings.

3 CONFIRMATION OF THE MINUTES

COUNCIL RESOLUTION:

THAT the Minutes of the Ordinary Meeting and Confidential Ordinary Meeting held on Wednesday 7 August 2024 as circulated be taken as read and CONFIRMED.

(Moved Cr Tiffany Galvin, Seconded Cr Marilyn Dixon OAM)

CARRIED

For: Cr Adrian Willmot, Cr John Bishton, Cr Michael Collins, Cr Rachel Sherman, Cr Scot Crispin, Cr Sean Coleman, Cr Marilyn Dixon OAM, Cr Sarah Crump and Cr Tiffany Galvin

Against: Nil

4 CALL FOR THE DECLARATIONS OF INTERESTS, GIFTS RECEIVED AND CONFLICTS OF INTEREST

Cr Willmot declared a less than significant, non-pecuniary interest in the Committee Memberships Item as the President of The Warialda and District Chamber.

Cr Bishton declared a less than significant, non-pecuniary interest in the Committee Memberships Item as the President of the Bingara and District Vision 20/20.

5 OFFICERS' REPORTS

5.1 Election of Mayor

File Reference: NA

Delivery Program

Goal: 5. Organisational management

Outcome: 5.1 Corporate management

Strategy: 5.1.1 Financial Management and accountability systems

Author: General Manager

STAFF DISCLOSURE OF INTEREST Nil

IN BRIEF/SUMMARY RECOMMENDATION

This report outlines the process to be followed for the election of the Mayor.

TABLED ITEMS Nil

BACKGROUND

The Local Government Act and Regulations provide that Councillors elect a Mayor from among their number; unless there is a decision in force that the Mayor is elected by the electors.

The relevant process is outlined in Schedule 7 of the Local Government Regulation, which is attached.

Section 230(1) of the Local Government Act, 1993, provides that the Mayor is elected for a two-year term.

Nominations may be received up until the election on the day of the Council's Meeting. A Nomination Form is also attached.

The Council has, in the past, not used 'open voting', a show of hands, nor has it used an 'ordinary ballot' when 3 or more candidates have nominated for the position.

In the past, as the Returning Officer it has also been my practice to request a person from the gallery to act as the scrutineer, if any members of the public are in attendance and a competitive election is required.

OFFICER RECOMMENDATION

(If an election is required) either:

(Only 2 candidates nominating) THAT the election for the Mayor be held with an ordinary ballot. OR

(3 or more candidates nominating) THAT the election for the Mayor be held with a preferential ballot. AND

FURTHER that the ballot papers are destroyed immediately following the declaration of the poll.

ATTACHMENTS

1. Election Procedure [5.1.1 - 4 pages]
2. Mayoral Nomination Form [5.1.2 - 1 page]
3. T Galvin Mayoral Nomination [5.1.3 - 1 page]
4. S Crump Mayoral Nomination [5.1.4 - 1 page]

COUNCIL RESOLUTION:

THAT the election for the Mayor be held with an ordinary ballot.

FURTHER that the ballot papers are destroyed immediately following the declaration of the poll.

(Moved Cr John Bishton, Seconded Cr Marilyn Dixon OAM)

CARRIED

For: Cr Adrian Willmot, Cr John Bishton, Cr Michael Collins, Cr Rachel Sherman, Cr Scot Crispin, Cr Sean Coleman, Cr Marilyn Dixon OAM, Cr Sarah Crump and Cr Tiffany Galvin

Against: Nil

ELECTION RESULT

The Returning Officer announced that the following Councillors had been nominated for the position of Mayor:

Cr Galvin (Nominated by Crs. Galvin and Bishton).

Cr Galvin has indicated her acceptance of the nomination.

Cr Crump (Nominated by Crs. Crispin and Willmot)

Cr Crump has indicated her acceptance of the nomination.

The Returning Officer called for any further nominations.

There being no further nominations an election was held.

A member of the public, Mrs Frances Young, acted as the scrutineer for the election.

Cr Galvin was declared elected as Mayor for the 2 year term and thanked the Councillors.

LOCAL GOVERNMENT (GENERAL) REGULATION 2021 - SCHEDULE 7

LOCAL GOVERNMENT (GENERAL) REGULATION 2021 - SCHEDULE 7

SCHEDULE 7 – ELECTION OF MAYOR BY COUNCILLORS

[\(Section 394\)](#)

Part 1 - Preliminary

1 RETURNING OFFICER

The general manager (or a person appointed by the general manager) is the returning officer.

2 NOMINATION

- (1) A councillor may be nominated without notice for election as mayor or deputy mayor.
- (2) The nomination is to be made in writing by 2 or more councillors (one of whom may be the nominee). The nomination is not valid unless the nominee has indicated consent to the nomination in writing.
- (3) The nomination is to be delivered or sent to the returning officer.
- (4) The returning officer is to announce the names of the nominees at the council meeting at which the election is to be held.

3 ELECTION

- (1) If only one councillor is nominated, that councillor is elected.
- (2) If more than one councillor is nominated, the council is to resolve whether the election is to proceed by preferential ballot, by ordinary ballot or by open voting.
- (3) The election is to be held at the council meeting at which the council resolves on the method of voting.
- (4) In this section--

"ballot" has its normal meaning of secret ballot.

"open voting" means voting by a show of hands or similar means.

Part 2 - Ordinary ballot or open voting

4 APPLICATION OF PART

This Part applies if the election proceeds by ordinary ballot or by open voting.

5 MARKING OF BALLOT-PAPERS

- (1) If the election proceeds by ordinary ballot, the returning officer is to decide the manner in which votes are to be marked on the ballot-papers.
- (2) The formality of a ballot-paper under this Part must be determined in accordance with [section 345](#) of this Regulation as if it were a ballot-paper referred to in that section.
- (3) An informal ballot-paper must be rejected at the count.

6 COUNT--2 CANDIDATES

- (1) If there are only 2 candidates, the candidate with the higher number of votes is elected.
- (2) If there are only 2 candidates and they are tied, the one elected is to be chosen by lot.

7 COUNT--3 OR MORE CANDIDATES

- (1) If there are 3 or more candidates, the one with the lowest number of votes is to be excluded.
- (2) If 3 or more candidates then remain, a further vote is to be taken of those candidates and the one with the lowest number of votes from that further vote is to be excluded.
- (3) If, after that, 3 or more candidates still remain, the procedure set out in subsection (2) is to be repeated until only 2 candidates remain.
- (4) A further vote is to be taken of the 2 remaining candidates.
- (5) Section 6 of this Schedule then applies to the determination of the election as if the 2 remaining candidates had been the only candidates.

(6) If at any stage during a count under subsection (1) or (2), 2 or more candidates are tied on the lowest number of votes, the one excluded is to be chosen by lot.

Part 3 - Preferential ballot

8 APPLICATION OF PART

This Part applies if the election proceeds by preferential ballot.

9 BALLOT-PAPERS AND VOTING

(1) The ballot-papers are to contain the names of all the candidates. The councillors are to mark their votes by placing the numbers "1", "2" and so on against the various names so as to indicate the order of their preference for all the candidates.

(2) The formality of a ballot-paper under this Part is to be determined in accordance with [section 345](#) of this Regulation as if it were a ballot-paper referred to in that section.

(3) An informal ballot-paper must be rejected at the count.

10 COUNT

(1) If a candidate has an absolute majority of first preference votes, that candidate is elected.

(2) If not, the candidate with the lowest number of first preference votes is excluded and the votes on the unexhausted ballot-papers counted to him or her are transferred to the candidates with second preferences on those ballot-papers.

(3) A candidate who then has an absolute majority of votes is elected, but, if no candidate then has an absolute majority of votes, the process of excluding the candidate who has the lowest number of votes and counting each of his or her unexhausted ballot-papers to the candidates remaining in the election next in order of the voter's preference is repeated until one candidate has received an absolute majority of votes. The latter is elected.

(4) In this section,
"absolute majority" , in relation to votes, means a number that is more than one-half of the number of unexhausted formal ballot-papers.

11 TIED CANDIDATES

(1) If, on any count of votes, there are 2 candidates in, or remaining in, the election and the numbers of votes cast for the 2 candidates are equal--the candidate whose name is first chosen by lot is taken to have received an absolute majority of votes and is therefore taken to be elected.

(2) If, on any count of votes, there are 3 or more candidates in, or remaining in, the election and the numbers of votes cast for 2 or more candidates are equal and those candidates are the ones with the lowest number of votes on the count of the votes--the candidate whose name is first chosen by lot is taken to have the lowest number of votes and is therefore excluded.

Part 4 - General

12 CHOOSING BY LOT

To choose a candidate by lot, the names of the candidates who have equal numbers of votes are written on similar slips of paper by the returning officer, the slips are folded by the returning officer so as to prevent the names being seen, the slips are mixed and one is drawn at random by the returning officer and the candidate whose name is on the drawn slip is chosen.

13 RESULT

The result of the election (including the name of the candidate elected as mayor or deputy mayor) is--

- (a) to be declared to the councillors at the council meeting at which the election is held by the returning officer, and
- (b) to be delivered or sent to the Secretary and the Chief Executive Officer of Local Government NSW.

GWYDIR SHIRE COUNCIL NOMINATION FOR MAYOR

We hereby nominate:

**Cr. _____ for
the position of Mayor**

Cr. _____

Cr. _____

I consent to the above nomination

Cr. _____

Nomination

- (1) A councillor may be nominated without notice for election as mayor or deputy mayor.**
- (2) The nomination is to be made in writing by 2 or more councillors (one of whom may be the nominee). The nomination is not valid unless the nominee has indicated consent to the nomination in writing.**
- (3) The nomination is to be delivered or sent to the returning officer.**
- (4) The returning officer is to announce the names of the nominees at the council meeting at which the election is to be held.**

GWYDIR SHIRE COUNCIL NOMINATION FOR MAYOR

We hereby nominate:

Cr. Tiffany Galvin . for
the position of Mayor

Cr. [Signature] CR GALVIN

Cr. [Signature] CR BISHTON

I consent to the above nomination

Cr. [Signature]

Nomination

- (1) A councillor may be nominated without notice for election as mayor or deputy mayor.
- (2) The nomination is to be made in writing by 2 or more councillors (one of whom may be the nominee). The nomination is not valid unless the nominee has indicated consent to the nomination in writing.
- (3) The nomination is to be delivered or sent to the returning officer.
- (4) The returning officer is to announce the names of the nominees at the council meeting at which the election is to be held.

Ordinary Meeting 17 October 2024

Gwydir Shire Council

**GWYDIR SHIRE COUNCIL
NOMINATION FOR MAYOR**

We hereby nominate:

Cr. Sarah Crump for
the position of Mayor

Cr. Scot Crispin

Cr. [Signature] cr Willmot

I consent to the above nomination

Cr. [Signature]

Nomination

- (1) A councillor may be nominated without notice for election as mayor or deputy mayor.
- (2) The nomination is to be made in writing by 2 or more councillors (one of whom may be the nominee). The nomination is not valid unless the nominee has indicated consent to the nomination in writing.
- (3) The nomination is to be delivered or sent to the returning officer.
- (4) The returning officer is to announce the names of the nominees at the council meeting at which the election is to be held.

5.2 Election of the Deputy Mayor

File Reference: NA

Delivery Program

Goal: 5. Organisational management

Outcome: 5.1 Corporate management

Strategy: 5.1.3 Administrative and support functions

Author: General Manager

STAFF DISCLOSURE OF INTEREST Nil

IN BRIEF/SUMMARY RECOMMENDATION

Section 231 of the Local Government Act, 1993 provides that Council may or may not elect a Deputy Mayor. If Council wishes to do so it should resolve accordingly

The same provisions apply for the election as for the Mayor except that the Term of Office may be determined by Council to be either the Mayoral Term or a shorter period.

To date the term has always been nominated as the Mayoral term of two years.

A nomination form is enclosed with this Agenda. Nominations may be received up until the election on the day of the Council's Meeting.

OFFICER RECOMMENDATION

THAT the Council elects a Deputy Mayor for the 2024/2026 Mayoral term.

(If an election is required) either:

(Only 2 candidates nominating) FURTHER that the election for the Deputy Mayor be held with an ordinary ballot. OR

(3 or more candidates nominating) FURTHER that the election for the Deputy Mayor be held with a preferential ballot. AND

FURTHER that the ballot papers are destroyed immediately following the declaration of the poll.

ATTACHMENTS

1. Deputy Mayor Nomination Form [5.2.1 - 1 page]
2. R Sherman Dep Mayor Nomination [5.2.2 - 1 page]
3. S Coleman Dep Mayor Nomination [5.2.3 - 1 page]

COUNCIL RESOLUTION:

THAT the Council elects a Deputy Mayor for the 2024/2026 Mayoral term.

FURTHER that the election for the Deputy Mayor be held with an ordinary ballot.

FURTHER that the ballot papers are destroyed immediately following the declaration of the poll.

(Moved Cr Tiffany Galvin, Seconded Cr Adrian Willmot)

CARRIED

For: Cr Adrian Willmot, Cr John Bishton, Cr Michael Collins, Cr Rachel Sherman, Cr Scot Crispin, Cr Sean Coleman, Cr Marilyn Dixon OAM, Cr Sarah Crump and Cr Tiffany Galvin

Against: Nil

ELECTION RESULT

The Returning Officer announced that the following Councillors had been nominated for the position of Deputy Mayor:

Cr Sherman (Nominated by Crs. Galvin and Bishton).

Cr Sherman has indicated her acceptance of the nomination.

Cr Coleman (Nominated by Crs. Crump and Collins).

Cr Coleman has indicated his acceptance of the nomination.

The Returning Officer called for any further nominations.

There being no further nominations an election was held.

A member of the public, former Councillor David Coulton, acted as the scrutineer for the election.

Cr Coleman was declared elected as Deputy Mayor for the 2 year term.

**GWYDIR SHIRE COUNCIL
NOMINATION FOR DEPUTY MAYOR**

We hereby nominate:

**Cr. _____ for
the position of Deputy Mayor**

Cr. _____

Cr. _____

I consent to the above nomination

Cr. _____

Nomination


- (1) A councillor may be nominated without notice for election as mayor or deputy mayor.
- (2) The nomination is to be made in writing by 2 or more councillors (one of whom may be the nominee). The nomination is not valid unless the nominee has indicated consent to the nomination in writing.
- (3) The nomination is to be delivered or sent to the returning officer.
- (4) The returning officer is to announce the names of the nominees at the council meeting at which the election is to be held.

**GWYDIR SHIRE COUNCIL
NOMINATION FOR DEPUTY MAYOR**

We hereby nominate:

Cr. Rachel Sherman. for
the position of Deputy Mayor

Cr.  CR GALVIN

Cr.  CR BISHTON

I consent to the above nomination

Cr. 

Nomination

- (1) A councillor may be nominated without notice for election as mayor or deputy mayor.
- (2) The nomination is to be made in writing by 2 or more councillors (one of whom may be the nominee). The nomination is not valid unless the nominee has indicated consent to the nomination in writing.
- (3) The nomination is to be delivered or sent to the returning officer.
- (4) The returning officer is to announce the names of the nominees at the council meeting at which the election is to be held.

**GWYDIR SHIRE COUNCIL
NOMINATION FOR DEPUTY MAYOR**

We hereby nominate:

Cr. Sean Coleman for
the position of Deputy Mayor

Cr. [Signature]

Cr. M. [Signature]

I consent to the above nomination

Cr. [Signature]

Nomination

- (1) A councillor may be nominated without notice for election as mayor or deputy mayor.
- (2) The nomination is to be made in writing by 2 or more councillors (one of whom may be the nominee). The nomination is not valid unless the nominee has indicated consent to the nomination in writing.
- (3) The nomination is to be delivered or sent to the returning officer.
- (4) The returning officer is to announce the names of the nominees at the council meeting at which the election is to be held.

5.3 Committee Memberships

File Reference: NA

Delivery Program

Goal: 4. Proactive regional and local leadership

Outcome: 4.2 We work together to achieve our goals

Strategy: 4.2.2 Work in partnership to plan for the future

Author: General Manager

STAFF DISCLOSURE OF INTEREST Nil

IN BRIEF/SUMMARY RECOMMENDATION

This report is to allocate Committee Memberships to Councillors.

TABLED ITEMS Nil

BACKGROUND

Attached are the committee membership allocations across the last Council.

Those committees that have not met during the previous 12 months have been noted as in abeyance.

It would be appreciated if the Councillors could let me know their areas of specific interest so that a draft set of possibilities is prepared to aid the discussion.

The current Standing Committees of the Council consist of all Councillors (Organisational Strategy and Policy, Community Services and Planning, Public Infrastructure and Heavy Plant) and have staff personnel as members. These Committees do not have any delegated powers and just make recommendations to the Council's Ordinary Meetings.

In some cases, the membership of external Committees is specific to roles such as the Mayor.

OFFICER RECOMMENDATION

TBC

ATTACHMENTS

1. Committee Memberships [5.3.1 - 2 pages]
2. October 2024 Committee Memberships [5.3.2 - 2 pages]

COUNCIL RESOLUTION:

THAT the attached list of October 2024 Committee Memberships is adopted.

(Moved Cr Scot Crispin, Seconded Cr Rachel Sherman)

CARRIED

For: Cr Adrian Willmot, Cr John Bishton, Cr Michael Collins, Cr Rachel Sherman, Cr Scot Crispin, Cr Sean Coleman, Cr Marilyn Dixon OAM, Cr Sarah Crump and Cr Tiffany Galvin

Against: Nil

Committee Memberships at present	Cr Smith	Cr Moore	Cr Egan	Cr Mulligan	Cr Matthews	Cr Dixon OAM	Cr D Coulton	Cr J Coulton	Cr Galvin
In House Committees									
Organisational Strategy and Policy	1	1	1	1	1	1	1	1	1
Community Services and Planning	1	1	1	1	1	1	1	1	1
Public Infrastructure	1	1	1	1	1	1	1	1	1
Heavy Plant	1	1					1	1	
Transport, Water and Sewerage Assets	In Abeyance								
Information Technology & Office Equipment and Buildings Assets									
The Living Classroom Committee									
Circular Economy Committee									
Council Committees with External Representatives									
Internal Audit Committee			1 (Alt)					1	
Bingara Special Events Committee			1			1			1
Council Nominees on External Committees									
Central Northern Regional Library Committee			1						1 (Alt)
Warialda and District Chamber		1						1	
Bingara and District Vision 20/20			1						
Arts North West									1
Northwest Regional Community Care Project Advisory Committee			1						1 (Alt)
CHSP and Disability Services Advisory Committee			1						1
Northern Slopes Landcare Association		1 (Alt)		1	1				
Bingara Men's Shed						1			
Whole of Community Integrated Service Delivery Northern Group of Council's (NENW)					1				1 (Alt)
Murray Darling Association Inc.				1			1		
Other Levels of Government Committees									
Local RTA Traffic Committee	1 (Alt)						1	1	
Bush Fire Liaison (Service Level Agreement) Committee	1	1					1		
Local Emergency Management Committee							1 Chair	1	
Border Regional Organisation of Councils							1	1	
Namoi JOC (Until transfer is approved)			1 (Alt)					1	
New England JO			1 (Alt)					1	

Committee Memberships at present	Cr Smith	Cr Moore	Cr Egan	Cr Mulligan	Cr Matthews	Cr Dixon OAM	Cr D Coulton	Cr J Coulton	Cr Galvin
Northern Planning Panel			1					1	
Council 355 Committee with Councillor Representative									
Bingara District Historical Society						1			
Warialda Historical Society		1					1		
Gwydir Learning Region Committee	In Abeyance								
Bingara Showground Advisory Committee			1 Chair			1			
Disabled Access Committee						1			1
Naroo Hostel Advisory Committee	1 (Alt)							1	
Warialda Cultural Community Centre Craft Shop (Carinda House)		1							
Gwydir Community Health Alliance			1 Chair					1	1
Old Bingara Court House Gallery	In Abeyance								
Bingara Op Shop						1			
Warialda Op Shop							1		

Resolved October 2024 Committee Memberships	Cr Coleman	Cr Sherman	Cr Willmot	Cr Crispin	Cr Crump	Cr Dixon OAM	Cr Collins	Cr Bishton	Cr Galvin
In House Committees									
Organisational Strategy and Policy	1	1	1	1	1	1	1	1	1
Community Services and Planning	1	1	1	1	1	1	1	1	1
Public Infrastructure	1	1	1	1	1	1	1	1	1
Heavy Plant	1	1						1	
Transport, Water and Sewerage Assets	In Abeyance								
Information Technology & Office Equipment and Buildings Assets									
The Living Classroom Committee									
Circular Economy Committee									
Council Committees with External Representatives									
Internal Audit Committee	All Councillors can attend								
Bingara Special Events Committee				1	1	1		1	1
Council Nominees on External Committees									
Central Northern Regional Library Committee					1				1 (Alt)
Warialda and District Chamber			1					1	
Bingara and District Vision 20/20								1	1
Arts North West				1					1
Northwest Regional Community Care Project Advisory Committee		1							1 (Alt)
CHSP and Disability Services Advisory Committee			1						1
Northern Slopes Landcare Association	1			1			1	1	
Bingara Men's Shed						1			
Whole of Community Integrated Service Delivery Northern Group of Council's (NENW)					1				1 (Alt)
Murray Darling Association Inc.		1					1		
Other Levels of Government Committees									
Local RTA Traffic Committee	1								
Bush Fire Liaison (Service Level Agreement) Committee							1		
Local Emergency Management Committee							1		
Border Regional Organisation of Councils	1								1
Namoi JOC (Until transfer is approved)					1			1	1
New England JO								1	1

Resolved October 2024 Committee Memberships	Cr Coleman	Cr Sherman	Cr Willmot	Cr Crispin	Cr Crump	Cr Dixon OAM	Cr Collins	Cr Bishton	Cr Galvin
Northern Planning Panel		1							1
Council 355 Committee with Councillor Representative									
Bingara District Historical Society						1			
Warialda Historical Society		1					1		
Gwydir Learning Region Committee	In Abeyance								
Bingara Showground Advisory Committee				1		1			
Disabled Access Committee		1	1		1	1			1
Naroo Hostel Advisory Committee		1							
Warialda Cultural Community Centre Craft Shop (Carinda House)							1		
Gwydir Community Health Alliance		1	1						1
Old Bingara Court House Gallery	In Abeyance								
Bingara Op Shop						1			
Warialda Op Shop			1				1		

5.4 Meeting Schedule

File Reference: NA

Delivery Program

Goal: 5. Organisational management

Outcome: 5.1 Corporate management

Strategy: 5.1.3 Administrative and support functions

Author: General Manager

STAFF DISCLOSURE OF INTEREST Nil

IN BRIEF/SUMMARY RECOMMENDATION

This report is to establish the Council's Ordinary Meeting Cycle for 2024/25.

TABLED ITEMS Nil

BACKGROUND

Each Council is required to meet at least 10 times each year, each time in a different month.

Over the last few terms of Council January has been the only month without any scheduled Ordinary Meeting.

The meeting cycle in operation for the last Council term consisted of Committee Meetings usually being held on the second Thursday of each month followed by an Ordinary Council Meeting on the last Thursday of the month.

These dates were changeable depending on issues such as conferences or other external commitments.

The meetings cycled alternatively between Warialda and Bingara monthly. It is suggested that the Bingara cycle meetings are held at the Living Classroom, when available, due to the superior recording equipment available at this site. Council's Ordinary Meetings are required to be recorded and placed onto the Council's website.

The meetings commenced at 9am and usually finished around lunchtime.

The attached draft schedule maintains a continuation of the current cycle, which of course can be altered to meet the needs of the current Council.

OFFICER RECOMMENDATION

TBC

ATTACHMENTS

1. Meeting Cycle [5.4.1 - 1 page]

COUNCIL RESOLUTION:

THAT the attached Meeting Schedule is adopted

(Moved Cr Michael Collins, Seconded Cr John Bishton)

CARRIED

For: Cr Adrian Willmot, Cr John Bishton, Cr Michael Collins, Cr Rachel Sherman, Cr Scot Crispin, Cr Sean Coleman, Cr Marilyn Dixon OAM, Cr Sarah Crump and Cr Tiffany Galvin

Against: Nil

Suggested Meeting Cycle 2024/25 Commencing 10 am			
Date	Meetings	Location	Comment
7-Nov-24	Committees	Bingara The Living Classroom	Country Mayors' Meeting Friday 15th November 2024. LG NSW Annual Conference on in Tamworth from Sunday 17th to Tuesday 19th November 2024.
28-Nov-24	Council Meeting		
19-Dec-24	Council Meeting	Warialda Chambers	The Australian Local Government Association Annual Roads and Transport Conference is being held on 2nd and 3rd December 2024. The usual practice is to hold only one Meeting during December and then resume Council's Meetings in February 2025. This meeting will be followed by a social Christmas Event.
1-01-2025 to 31-1-25	Christmas Recess Special Meeting held if necessary		
6-Feb-25	Committees	Bingara The Living Classroom	Meetings resume after the Christmas recess
27-Feb-25	Council Meeting		
13-Mar-25	Committees	Warialda Chambers	Possible additional Committee Meetings to discuss the budget
27-Mar-25	Council Meeting		
10-Apr-25	Budget Workshop AM	Roxy Conference Room Bingara	Easter Sunday 20th April 2025 and ANZAC Day on Friday 25th April 2024. This may require an adjustment to the Ordinary Meeting date if a significant number of people want to link the Easter and ANZAC public holidays.
10-Apr-25	Council Meeting PM		
8-May-25	Committees	Warialda Chambers	No known scheduled external events
29-May-25	Council Meeting		
12-Jun-25	Committees	Bingara The Living Classroom	The Australian Local Government Annual Assembly is usually held during June or early July each year. A date has not been set so these meeting dates may change.
26-Jun-25	Council Meeting		
10-Jul-25	Committees	Warialda Chambers	
31-Jul-25	Council Meeting		
14-Aug-25	Committees	Bingara The Living Classroom or New Bingara Council Chambers	No known scheduled external events
28-Aug-25	Council Meeting		
11-Sep-25	Committees	Warialda Chambers	Willoughby holds its Emerge Festival in early September.
25-Sep-25	Council Meeting		

5.5 Countback Election

File Reference: NA

Delivery Program

Goal: 5. Organisational management

Outcome: 5.1 Corporate management

Strategy: 5.1.3 Administrative and support functions

Author: General Manager

STAFF DISCLOSURE OF INTEREST Nil

IN BRIEF/SUMMARY RECOMMENDATION

This report recommends adopting the ability to replace any casual Councillor vacancy using the Countback Election process.

TABLED ITEMS Nil

BACKGROUND

A countback election is used to elect a councillor to fill a casual vacancy, where the vacating councillor was elected under the proportional representation method (i.e. where two or more candidates were elected at a local government (ordinary) election). If there are multiple vacancies, a separate countback election is held for each vacancy.

A countback election has no impact on sitting councillors.

Potential candidates are those unelected from the ordinary election. The returning officer contacts all unelected candidates who may still be eligible to be elected. Interested candidates must submit a formal application.

Any candidates that do not apply to participate in the countback election (non-participating) cannot be elected.

If there are no eligible candidates, an attendance by-election must be held. If there is only one eligible candidate, that candidate is elected. If there are multiple eligible candidates, a countback election is conducted.

COMMENT

A fact sheet regarding the Countback Election process is attached to this report.

In the event of a casual vacancy the use of this procedure will substantially reduce the cost to the Council in filling the vacancy.

OFFICER RECOMMENDATION

THAT pursuant to Section 291 A (1) (b) of the Local Government Act 1993 (the Act) Gwydir Shire Council declares that casual vacancies occurring in the office of a councillor within 18 months after the last ordinary election of councillors for the Council on Saturday 14th September 2024 are to be filled by a countback of votes cast at that election for the office in accordance with Section 291 A of the Act and directs the general manager to notify the NSW State Electoral Commissioner of the Council's decision within 7 days of the decision.

ATTACHMENTS

1. countback-information-fact-sheet [5.5.1 - 3 pages]

COUNCIL RESOLUTION:

THAT pursuant to Section 291 A (1) (b) of the Local Government Act 1993 (the Act) Gwydir Shire Council declares that casual vacancies occurring in the office of a councillor within 18 months after the last ordinary election of councillors for the Council on Saturday 14th September 2024 are to be filled by a countback of votes cast at that election for the office in accordance with Section 291 A of the Act and directs the general manager to notify the NSW State Electoral Commissioner of the Council's decision within 7 days of the decision.

(Moved Cr Marilyn Dixon OAM, Seconded Cr Sean Coleman)

CARRIED

For: Cr Adrian Willmot, Cr John Bishton, Cr Michael Collins, Cr Rachel Sherman, Cr Scot Crispin, Cr Sean Coleman, Cr Marilyn Dixon OAM, Cr Sarah Crump and Cr Tiffany Galvin

Against: Nil



Countback elections

What is countback?

A quick, cost effective way to fill a casual vacancy.

Countback allows the council to fill a casual vacancy using a recount of the ballot papers from the last ordinary election instead of requiring an attendance by election.

Council must pass a resolution at its first meeting following the ordinary election to use countback to fill a casual vacancy.

Model resolution

That Council, pursuant to section 291A(1)(b) of the *Local Government Act 1993*, declare that casual vacancies occurring in the office of a councillor within 18 months after the last ordinary election of councillors for the Council on 14 September 2024, are to be filled by a countback of votes cast at that election for the office in accordance with section 291A of the Act and directs the General Manager to notify the Electoral Commissioner for NSW of Council's decision within 7 days of this decision.

Why would a Council choose to use countback?

Pros

- Time efficient:
 - Casual vacancy filled within 49 days or less, whereas a by-election can take up to 3 months
- Cost effective:
 - **Small by-election** >\$50,000
 - **Metro by-election** >\$500,000
 - **Countback election** \$6,000 - \$10,000
- Electorate not required to vote again
- No penalties for electors not voting
- No impact on sitting councillors
- Minimal effort from Council.

Cons

- No new candidates are able to be considered. Only unelected candidates from the previous ordinary election are able to apply
- Unelected candidates from the previous ordinary election cannot campaign to improve their vote.

How does a countback election work?

The count is conducted using the same ballot papers from the previous ordinary election which are stored as a data file in our computer count system.

Each ballot paper where the vacating councillor has a preference will be redistributed to the candidate with the next highest preference on that ballot paper by the count system. More examples, including ballot papers with groups, are available on our [website](#).

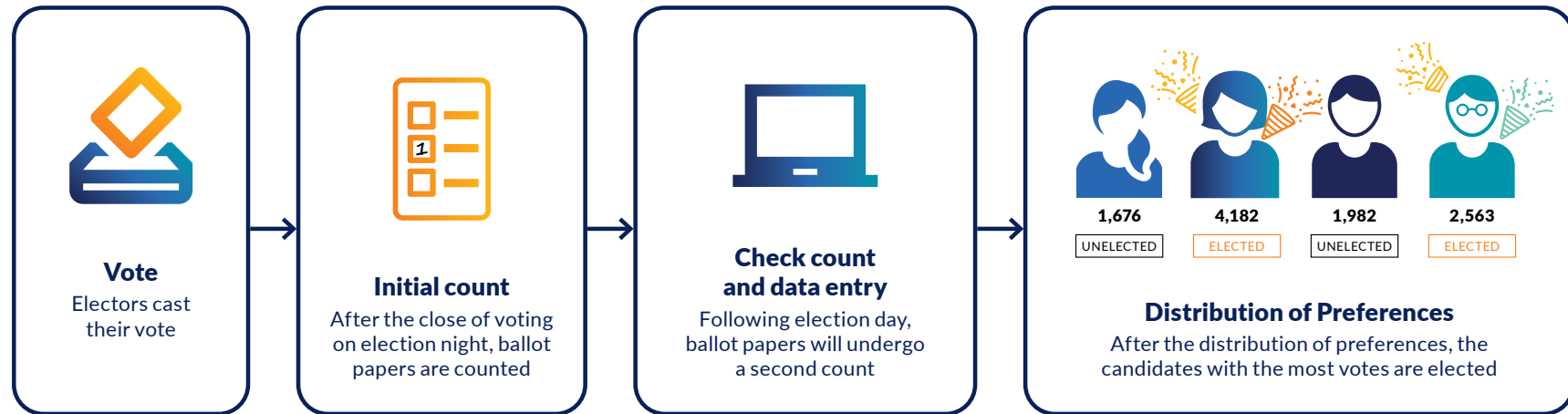
Example 1: Councillor Sue Jones resigns

Example 2: Councillor Sue Jones resigns

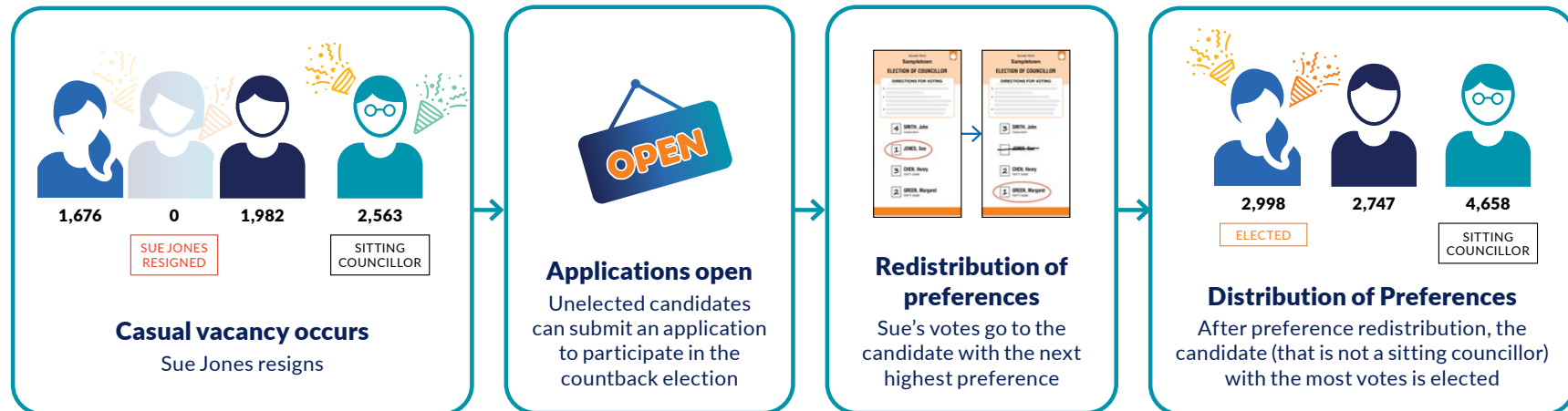
Left: Original ballot paper. Right: Countback preferences

How countback works in detail

Local Government election process



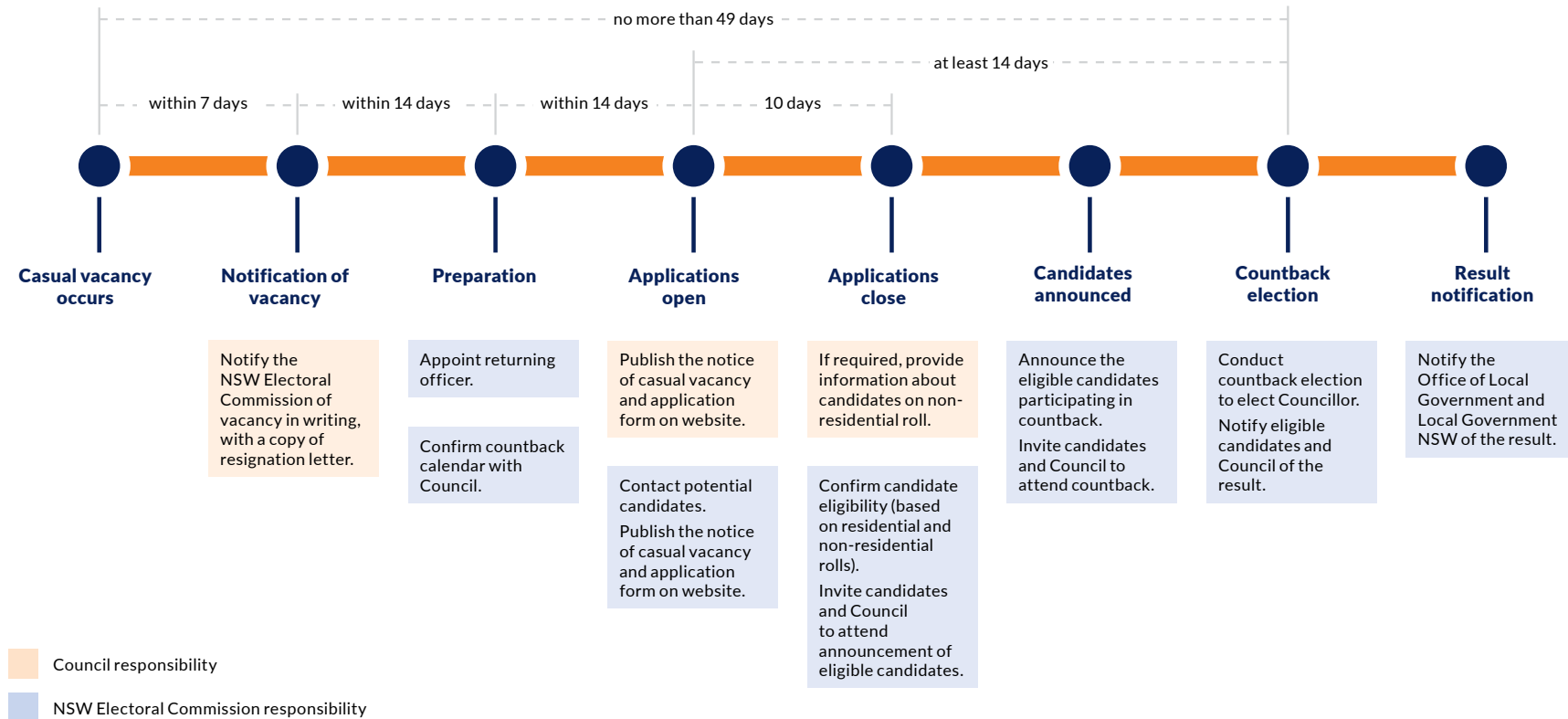
Countback election process



What is the timeline for a countback election?

Countback elections can only be used for 18 months after the Local Government ordinary elections. In the case of the 2024 local government elections, countback can only be used to fill casual vacancies until 14 March 2026.

The following summarises the steps involved in a countback election.



For more information about countback elections visit elections.nsw.gov.au/elections/how-counting-works/countback-elections

5.6 Election Results

File Reference: NA

Delivery Program

Goal: 4. Proactive regional and local leadership

Outcome: 4.2 We work together to achieve our goals

Strategy: 4.2.2 Work in partnership to plan for the future

Author: General Manager

STAFF DISCLOSURE OF INTEREST Nil

IN BRIEF/SUMMARY RECOMMENDATION

This report outlines the results of the Gwydir Shire election held on Saturday 14th September 2024.

TABLED ITEMS Nil

BACKGROUND

Attached to the report are the first preference vote tally together with the result following the distribution of preferences.

Section 233A of the *Local Government Act 1993* (Act), as amended, requires all elected Councillors, prior to attending their first meeting, to make or take an Oath or Affirmation in the following form:

Oath I [name of councillor] swear that I will undertake the duties of the office of councillor in the best interests of the people of [name of council area] and the [name of council] and that I will faithfully and impartially carry out the functions, powers, authorities and discretions vested in me under the *Local Government Act 1993* or any other Act to the best of my ability and judgment.

Affirmation I [name of councillor] solemnly and sincerely declare and affirm that I will undertake the duties of the office of councillor in the best interests of the people of [name of council area] and the [name of council] and that I will faithfully and impartially carry out the functions, powers, authorities and discretions vested in me under the *Local Government Act 1993* or any other Act to the best of my ability and judgment.

Section 233A (6) states that 'The general manager must ensure that a record is to be kept of the taking of an oath or the making of an affirmation (whether in the minutes of the council meeting or otherwise)'. Copies of the completed Oaths and/or Affirmations will be attached to this report in the minutes to comply with the Act

OFFICER RECOMMENDATION

THAT the result of the 2024 Gwydir Local Government Election is noted.

FURTHER that the compliance with Section 233A of the Local Government Act is noted.

ATTACHMENTS

1. First Preference Vote Tally [**5.6.1** - 1 page]
2. 1 [**5.6.2** - 1 page]
3. 2 [**5.6.3** - 1 page]
4. 3 [**5.6.4** - 1 page]
5. 4 [**5.6.5** - 1 page]
6. 5 [**5.6.6** - 1 page]
7. 6 [**5.6.7** - 1 page]
8. 7 [**5.6.8** - 1 page]
9. 8 [**5.6.9** - 1 page]
10. 9 [**5.6.10** - 1 page]
11. 10 [**5.6.11** - 1 page]
12. Oath Cr Bishton [**5.6.12** - 1 page]
13. Oath Cr Coleman [**5.6.13** - 1 page]
14. Oath Cr Crump [**5.6.14** - 1 page]
15. Oath Cr Galvin [**5.6.15** - 1 page]
16. Affirmation Cr Crispin [**5.6.16** - 1 page]
17. Affirmation Cr Collins [**5.6.17** - 1 page]
18. Affirmation Cr Dixon OAM [**5.6.18** - 1 page]
19. Affirmation Cr Sherman [**5.6.19** - 1 page]
20. Affirmation Cr Willmot [**5.6.20** - 1 page]

COUNCIL RESOLUTION:

THAT the result of the 2024 Gwydir Local Government Election is noted.

FURTHER that the compliance with Section 233A of the Local Government Act is noted.

(Moved Cr Marilyn Dixon OAM, Seconded Cr Sean Coleman)

CARRIED

For: Cr Adrian Willmot, Cr John Bishton, Cr Michael Collins, Cr Rachel Sherman, Cr Scot Crispin, Cr Sean Coleman, Cr Marilyn Dixon OAM, Cr Sarah Crump and Cr Tiffany Galvin

Against: Nil

	GROUP A		UNGROUPE												RESULTS		
Venue/Vote Type	GILL	WILLMOT	DICK	DIXON	BISHTON	CRUMP	MULLIGAN	COLEMAN	GALVIN	REDDAN	SHERMAN	CRISPIN	COLLINS	ROBERTSON	Total Formal	Informal	Total Votes
Polling Place																	
Barraba Bicentennial Centre	2	2	5	0	14	4	0	1	12	1	0	0	1	0	42	9	51
Gravesend Hall	5	6	6	7	9	8	20	4	11	4	14	1	21	3	119	10	129
Nth Star Comm. Hall	9	3	4	0	1	0	23	57	0	0	2	0	7	0	106	7	113
Roxy Theatre	6	4	29	42	62	115	5	5	209	32	6	62	4	8	589	58	647
Warialda Town Hall	85	122	17	18	5	22	36	49	20	6	117	3	153	6	659	48	707
Total Polling Place Votes	107	137	61	67	91	149	84	116	252	43	139	66	186	17	1,515	132	1,647
Pre-poll																	
Bingara Pre-Poll	5	3	17	65	55	105	5	3	165	22	3	65	12	8	533	30	563
Warialda Pre-Poll	58	74	22	9	5	18	17	60	15	7	49	4	89	7	434	28	462
Declared Institution	2	1	2	6	1	1	0	0	3	0	1	1	0	0	18	2	20
Total Pre-poll Votes	65	78	41	80	61	124	22	63	183	29	53	70	101	15	985	60	1,045
Declaration Votes																	
Enrolment/Provisional	6	3	3	2	1	7	1	1	9	4	2	2	3	2	46	5	51
Postal	14	18	14	16	53	51	33	62	59	24	35	18	26	11	434	17	451
Total Declaration Votes	20	21	17	18	54	58	34	63	68	28	37	20	29	13	480	22	502
Total Votes	192	236	119	165	206	331	140	242	503	100	229	156	316	45	2,980	214	3,194
% of Formal Votes	6%	8%	4%	6%	7%	11%	5%	8%	17%	3%	8%	5%	11%	2%	100%		
% of Total Votes	6%	7%	4%	5%	6%	10%	4%	8%	16%	3%	7%	5%	10%	1%	93%	7%	100%

Ordinary Meeting 17 October 2024

Gwydir Shire Council

Gwydir

Councillor Election

Gwydir - Distribution of Preferences

Last Updated On: 20/09/2024 14:12

Candidates to be Elected: 2

Quota: 299

[Summary](#) | [Count 001](#) | [Next Count](#)

Group	Candidates in Ballot Order	Elected at Count	First Preferences	Votes
A				
	GILL Ravi		192	192
	WILLMOT Adrian		226	226
	Group Total		428	428
	UNGROUPED CANDIDATES			
	DICK Stuart		119	119
	DIXON Marilyn (Mashil)		165	165
	BISHTON John		206	206
	CRUMP Sarah	1	231	231
	MULLIGAN London	1	140	140
	COLEMAN Sean		242	242
	GALVIN Tiffany	1	302	302
	REDDAN Allan		100	100
	SHERMAN Rachel		229	229
	CRISPIN Scott		156	156
	COLLINS Mick	1	216	216
	ROBERTSON Sally-Anne		45	45
	Exhausted			0
	Formal Votes		2,980	2,980
	Informal Ballot Papers		214	214
	Total Votes / Ballot Papers		3,194	3,194

[Summary](#) | [Count 001](#) | [Next Count](#)

Candidates Elected at this Count

Candidates	Total Votes
CRUMP Sarah	231
GALVIN Tiffany	302
COLLINS Mick	216

Un-distributed Surplus

Candidates	Order of Distribution	Surplus
GALVIN Tiffany	1	204
CRUMP Sarah	2	22
COLLINS Mick	3	17

Next Count

202	Surplus distribution for GALVIN Tiffany: 204 surplus vote(s) to be transferred.
---------------------	---

Ordinary Meeting 17 October 2024

GALVIN Tiffany - 204 Surplus Vote(s) Transferred

[Summary](#) | [First Count](#) | [Previous Count](#) | Count 002 | [Next Count](#)

Gwydir Shire Council

Candidates in Ballot Order	Elected at Count	Distributed at Count	Brought Forward		This Count		Progressive Total	
			Ballot Papers	Votes	Ballot Papers	Votes	Ballot Papers	Votes
GILL Ravi			192	192	7	2	199	194
WILLMOT Adrian			236	236	6	2	242	238
DICK Stuart			119	119	36	14	155	133
DIXON Marilyn (Maahy)			165	165	128	51	293	216
BISHTON John			206	206	107	43	313	249
CRUMP Sarah	1	3	331	331	0	0	331	331
MULLIGAN Lyndon			140	140	18	7	158	147
COLEMAN Sean			242	242	14	5	256	247
GALVIN Tiffany	1	2	503	503	(503)	(204)	0	299
REDDAN Allan			100	100	49	19	149	119
SHERMAN Rachel			229	229	27	10	256	239
CRISPIN Scot			156	156	94	38	250	194
COLLINS Mick	1	4	316	316	0	0	316	316
ROBERTSON Sally-Anne			45	45	17	6	62	51
Subtotal			2,980	2,980			2,980	2,973
Exhausted			0		0		0	
Votes Lost*				0		7		7
Total			2,980	2,980			2,980	2,980

* Votes Lost includes votes lost by fraction and votes lost when the aggregated value of exhausted votes is greater than the quota.

[Summary](#) | [First Count](#) | [Previous Count](#) | Count 002 | [Next Count](#)

No candidates elected this count.

Un-distributed Surplus

Candidates	Order of Distribution	Surplus
CRUMP Sarah	2	32
COLLINS Mick	3	17

Next Count

[003](#) Surplus distribution for CRUMP Sarah. 32 surplus vote(s) to be transferred.

Ordinary Meeting 17 October 2024

Gwydir Shire Council

CRUMP Sarah - 32 Surplus Vote(s) Transferred

[Summary](#) | [First Count](#) | [Previous Count](#) | [Count 003](#) | [Next Count](#)

Candidates in Ballot Order	Elected at Count	Distributed at Count	Brought Forward		This Count		Progressive Total	
			Ballot Papers	Votes	Ballot Papers	Votes	Ballot Papers	Votes
GILL Ravi			199	194	7	0	206	194
WILLMOT Adrian			242	238	4	0	246	238
DICK Stuart			155	133	20	1	175	134
DIXON Marilyn (Mashy)			293	216	32	3	325	219
BISHTON John			313	249	58	5	371	254
CRUMP Sarah	1	3	331	331	(331)	(32)	0	299
MULLIGAN Lyndon			158	147	17	1	175	148
COLEMAN Sean			256	247	16	1	272	248
GALVIN Tiffany	1	2	0	299	0	0	0	299
REDDAN Allan			149	119	56	5	205	124
SHERMAN Rachel			256	239	27	2	283	241
CRISPIN Scot			250	194	73	7	323	201
COLLINS Mick	1	4	316	316	0	0	316	316
ROBERTSON Sally-Anne			62	51	17	1	79	52
Subtotal			2,980	2,973			2,976	2,967
Exhausted			0		4		4	
Votes Lost*				7		6		13
Total			2,980	2,980			2,980	2,980

* Votes Lost includes votes lost by fraction and votes lost when the aggregated value of exhausted votes is greater than the quota.

[Summary](#) | [First Count](#) | [Previous Count](#) | [Count 003](#) | [Next Count](#)

No candidates elected this count.

Un-distributed Surplus

Candidates	Order of Distribution	Surplus
COLLINS Mick	3	17

Next Count	
004	Surplus distribution for COLLINS Mick. 17 surplus vote(s) to be transferred.

Ordinary Meeting 17 October 2024

Gwydir Shire Council

COLLINS Mick - 17 Surplus Vote(s) Transferred

[Summary](#) | [First Count](#) | [Previous Count](#) | [Count 004](#) | [Next Count](#)

Candidates in Ballot Order	Elected at Count	Distributed at Count	Brought Forward		This Count		Progressive Total	
			Ballot Papers	Votes	Ballot Papers	Votes	Ballot Papers	Votes
GILL Ravi			206	194	54	2	260	196
WILLMOT Adrian			246	238	50	2	296	240
DICK Stuart			175	134	18	0	193	134
DIXON Marilyn (Masby)			325	219	10	0	335	219
BISHTON John			371	254	10	0	381	254
CRUMP Sarah	1	3	0	299	0	0	0	299
MULLIGAN Lyndon			175	148	29	1	204	149
COLEMAN Sean			272	248	35	1	307	249
GALVIN Tiffany	1	2	0	299	0	0	0	299
REDDAN Allan			205	124	13	0	218	124
SHERMAN Rachel			283	241	71	3	354	244
CRISPIN Scot			323	201	11	0	334	201
COLLINS Mick	1	4	316	316	(316)	(17)	0	299
ROBERTSON Sally-Anne			79	52	14	0	93	52
Subtotal			2,976	2,967			2,975	2,959
Exhausted			4		1		5	
Votes Lost*				13		8		21
Total			2,980	2,980			2,980	2,980

* Votes Lost includes votes lost by fraction and votes lost when the aggregated value of exhausted votes is greater than the quota.

[Summary](#) | [First Count](#) | [Previous Count](#) | [Count 004](#) | [Next Count](#)

No candidates elected this count.

There are no surplus votes available for transfer.

Next Count	
005	ROBERTSON Sally-Anne to be excluded. 52 vote(s) to be transferred, 93 ballot paper(s) to be distributed.

Ordinary Meeting 17 October 2024

Gwydir Shire Council

ROBERTSON Sally-Anne - 52 Vote(s) Transferred, 93 Ballot Paper(s) Distributed

[Summary](#) | [First Count](#) | [Previous Count](#) | [Count 005](#) | [Next Count](#)

Candidates in Ballot Order	Elected at Count	Distributed at Count	Brought Forward		This Count		Progressive Total	
			Ballot Papers	Votes	Ballot Papers	Votes	Ballot Papers	Votes
GILL Ravi			260	196	1	1	261	197
WILLMOT Adrian			296	240	3	0	299	240
DICK Stuart			193	134	7	3	200	137
DIXON Marilyn (Mashy)			335	219	17	7	352	226
BISHTON John			381	254	12	4	393	258
CRUMP Sarah	1	3	0	299	0	0	0	299
MULLIGAN Lyndon			204	149	4	1	208	150
COLEMAN Sean			307	249	3	2	310	251
GALVIN Tiffany	1	2	0	299	0	0	0	299
REDDAN Allan			218	124	10	4	228	128
SHERMAN Rachel			354	244	19	14	373	258
CRISPIN Scott			334	201	17	12	351	213
COLLINS Mick	1	4	0	299	0	0	0	299
ROBERTSON Sally-Anne		5	93	52	(93)	(52)	0	0
Subtotal			2,975	2,959			2,975	2,955
Exhausted			5		0		5	
Votes Lost*				21		4		25
Total			2,980	2,980			2,980	2,980

* Votes Lost includes votes lost by fraction and votes lost when the aggregated value of exhausted votes is greater than the quota.

[Summary](#) | [First Count](#) | [Previous Count](#) | [Count 005](#) | [Next Count](#)

No candidates elected this count.

There are no surplus votes available for transfer.

Next Count	
006	REDDAN Allan to be excluded. 128 vote(s) to be transferred, 228 ballot paper(s) to be distributed.

Ordinary Meeting 17 October 2024

Gwydir Shire Council

REDDAN Allan - 128 Vote(s) Transferred, 228 Ballot Paper(s) Distributed

[Summary](#) | [First Count](#) | [Previous Count](#) | [Count 006](#) | [Next Count](#)

Candidates in Ballot Order	Elected at Count	Distributed at Count	Brought Forward		This Count		Progressive Total	
			Ballot Papers	Votes	Ballot Papers	Votes	Ballot Papers	Votes
GILL Ravi			261	197	10	8	271	205
WILLMOT Adrian			299	240	5	4	304	244
DICK Stuart			200	137	8	5	208	142
DIXON Marilyn (Mashy)			352	226	39	21	391	247
BISHTON John			393	258	47	28	440	286
CRUMP Sarah	1	3	0	299	0	0	0	299
MULLIGAN Lyndon			208	150	9	2	217	152
COLEMAN Sean			310	251	17	8	327	259
GALVIN Tiffany	1	2	0	299	0	0	0	299
REDDAN Allan		6	228	128	(228)	(128)	0	0
SHERMAN Rachel			373	258	27	12	400	270
CRISPIN Scot			351	213	64	34	415	247
COLLINS Mick	1	4	0	299	0	0	0	299
ROBERTSON Sally-Anne		5	0	0	0	0	0	0
Subtotal			2,975	2,955			2,973	2,949
Exhausted			5		2		7	
Votes Lost*				25		6		31
Total			2,980	2,980			2,980	2,980

* Votes Lost includes votes lost by fraction and votes lost when the aggregated value of exhausted votes is greater than the quota.

[Summary](#) | [First Count](#) | [Previous Count](#) | [Count 006](#) | [Next Count](#)

No candidates elected this count.

There are no surplus votes available for transfer.

Next Count	
007	DICK Stuart to be excluded. 142 vote(s) to be transferred, 208 ballot paper(s) to be distributed.

Ordinary Meeting 17 October 2024

Gwydir Shire Council

DICK Stuart - 142 Vote(s) Transferred, 208 Ballot Paper(s) Distributed

[Summary](#) | [First Count](#) | [Previous Count](#) | [Count 007](#) | [Next Count](#)

Candidates in Ballot Order	Elected at Count	Distributed at Count	Brought Forward		This Count		Progressive Total	
			Ballot Papers	Votes	Ballot Papers	Votes	Ballot Papers	Votes
GILL Ravi			271	205	7	5	278	210
WILLMOT Adrian			304	244	10	9	314	253
DICK Stuart		7	208	142	(208)	(142)	0	0
DIXON Marilyn (Mashy)			391	247	52	30	443	277
BISHTON John	7	8	440	286	66	49	506	335
CRUMP Sarah	1	3	0	299	0	0	0	299
MULLIGAN Lyndon			217	152	12	6	229	158
COLEMAN Sean			327	259	19	12	346	271
GALVIN Tiffany	1	2	0	299	0	0	0	299
REDDAN Allan		6	0	0	0	0	0	0
SHERMAN Rachel			400	270	18	11	418	281
CRISPIN Scot			415	247	22	16	437	263
COLLINS Mick	1	4	0	299	0	0	0	299
ROBERTSON Sally-Anne		5	0	0	0	0	0	0
Subtotal			2,973	2,949			2,971	2,945
Exhausted			7		2		9	
Votes Lost*				31		4		35
Total			2,980	2,980			2,980	2,980

* Votes Lost includes votes lost by fraction and votes lost when the aggregated value of exhausted votes is greater than the quota.

[Summary](#) | [First Count](#) | [Previous Count](#) | [Count 007](#) | [Next Count](#)

Candidates Elected at this Count

Candidates	Total Votes
BISHTON John	335

Un-distributed Surplus

Candidates	Order of Distribution	Surplus
BISHTON John	4	36

Ordinary Meeting 17 October 2024

Gwydir Shire Council

BISHTON John - 35 Surplus Vote(s) Transferred

[Summary](#) | [First Count](#) | [Previous Count](#) | [Count 008](#) | [Next Count](#)

Candidates in Ballot Order	Elected at Count	Distributed at Count	Brought Forward		This Count		Progressive Total	
			Ballot Papers	Votes	Ballot Papers	Votes	Ballot Papers	Votes
GILL Ravi			278	210	4	0	282	210
WILLMOT Adrian			314	253	25	1	339	254
DICK Stuart		7	0	0	0	0	0	0
DIXON Marilyn (Mashy)			443	277	123	7	566	284
BISHTON John	7	8	506	335	(506)	(36)	0	299
CRUMP Sarah	1	3	0	299	0	0	0	299
MULLIGAN Lyndon			229	158	62	3	291	161
COLEMAN Sean			346	271	49	2	395	273
GALVIN Tiffany	1	2	0	299	0	0	0	299
REDDAN Allan		6	0	0	0	0	0	0
SHERMAN Rachel			418	281	50	2	468	283
CRISPIN Scot			437	263	143	7	580	270
COLLINS Mick	1	4	0	299	0	0	0	299
ROBERTSON Sally-Anne		5	0	0	0	0	0	0
Subtotal			2,971	2,945			2,921	2,931
Exhausted			9		50		59	
Votes Lost*				35		14		49
Total			2,980	2,980			2,980	2,980

* Votes Lost includes votes lost by fraction and votes lost when the aggregated value of exhausted votes is greater than the quota.

[Summary](#) | [First Count](#) | [Previous Count](#) | [Count 008](#) | [Next Count](#)

No candidates elected this count.

There are no surplus votes available for transfer.

Next Count	
009	MULLIGAN Lyndon to be excluded. 161 vote(s) to be transferred, 291 ballot paper(s) to be distributed.

Ordinary Meeting 17 October 2024

Gwydir Shire Council

MULLIGAN Lyndon - 161 Votes; Transferred, 291 Ballot Papers; Distributed

[Summary](#) | [First Count](#) | [Previous Count](#) | [Count 009](#) | [Next Count](#)

Candidates in Ballot Order	Elected at Count	Distributed at Count	Brought Forward		This Count		Progressive Total	
			Ballot Papers	Votes	Ballot Papers	Votes	Ballot Papers	Votes
GILL Ravi			282	210	8	4	290	214
WILLMOT Adrian			229	254	9	7	248	261
DICK Stuart		7	0	0	0	0	0	0
DIXON Marilyn (Mazhi)	9		568	204	34	21	600	205
WIGHTON John	7	8	0	299	0	0	0	299
CRUMP Sarah	1	3	0	299	0	0	0	299
MULLIGAN Lyndon		9	291	161	(291)	(161)	0	0
COLEMAN Sean	9	10	295	273	131	87	528	260
GALVIN Tiffany	1	2	0	299	0	0	0	299
REDDAN Allan		6	0	0	0	0	0	0
SHERMAN Rachel	9		668	283	53	23	721	306
CRISPIN Scott			580	270	21	6	601	276
COLLINS Mick	1	4	0	299	0	0	0	299
ROBERTSON Sally-Anne		5	0	0	0	0	0	0
Subtotal			2,921	2,921			2,886	2,918
Exhausted			59		25		94	
Votes Lost*				49		13		62
Total			2,980	2,980			2,980	2,980

* Votes Lost includes votes lost by fraction and votes lost when the aggregated value of exhausted votes is greater than the quota.

[Summary](#) | [First Count](#) | [Previous Count](#) | [Count 009](#) | [Next Count](#)

Candidates Elected at this Count

Candidates	Total Votes
DIXON Marilyn (Mazhi)	205
COLEMAN Sean	260
SHERMAN Rachel	306

Un-distributed Surplus

Candidates	Order of Distribution	Surplus
COLEMAN Sean	5	61
SHERMAN Rachel	6	7
DIXON Marilyn (Mazhi)	7	6

Next Count

010 Surplus distribution for COLEMAN Sean, 61 surplus vote(s) to be transferred.

Ordinary Meeting 17 October 2024

Gwydir Shire Council

COLEMAN Sean - 61 Surplus Vote(s) Transferred

[Summary](#) | [First Count](#) | [Previous Count](#) | Count 010

Candidates in Ballot Order	Elected at Count	Distributed at Count	Brought Forward		This Count		Progressive Total	
			Ballot Papers	Votes	Ballot Papers	Votes	Ballot Papers	Votes
GILL Ravi			290	214	98	24	388	238
WILLMOT Adrian	10		348	261	76	19	424	280
DICK Stuart		7	0	0	0	0	0	0
DIXON Marilyn (Masby)	9		600	305	0	0	600	305
BISHTON John	7	8	0	299	0	0	0	299
CRUMP Sarah	1	3	0	299	0	0	0	299
MULLIGAN Lyndon		9	0	0	0	0	0	0
COLEMAN Sean	9	10	526	360	(526)	(61)	0	299
GALVIN Tiffany	1	2	0	299	0	0	0	299
REDDAN Allan		6	0	0	0	0	0	0
SHERMAN Rachael	9		521	306	0	0	521	306
CRISPIN Scot	10		601	276	79	11	680	287
COLLINS Mick	1	4	0	299	0	0	0	299
ROBERTSON Sally-Anne		5	0	0	0	0	0	0
Subtotal			2,886	2,918			2,613	2,911
Exhausted			94		273		367	
Votes Lost*				62		7		69
Total			2,980	2,980			2,980	2,980

* Votes Lost includes votes lost by fraction and votes lost when the aggregated value of exhausted votes is greater than the quota.

[Summary](#) | [First Count](#) | [Previous Count](#) | Count 010

Candidates Elected at this Count

Candidates	Total Votes
WILLMOT Adrian *	280
CRISPIN Scot *	287

* There are 2 positions to be filled and candidate WILLMOT Adrian has a progressive total which is greater than the total votes of all the other candidates remaining in the count with a smaller progressive total and any un-transferred surpluses. Therefore these 2 candidates have now been elected.

Oath of Office

I John Bishton swear that I will undertake the duties of the office of councillor in the best interests of the people of Gwydir and the Gwydir Shire and that I will faithfully and impartially carry out the functions, powers, authorities and discretions vested in me under the [Local Government Act 1993](#) or any other Act to the best of my ability and judgment.

Signed  _____
Cr. Bishton

This Oath was taken or made before the general manager of the council, an Australian legal practitioner or a justice of the peace


Signed  _____

Qualification General Manager/JP 168195

Date  3rd Oct 2024.

Oath of Office

I Sean Coleman swear that I will undertake the duties of the office of councillor in the best interests of the people of Gwydir and the Gwydir Shire and that I will faithfully and impartially carry out the functions, powers, authorities and discretions vested in me under the [Local Government Act 1993](#) or any other Act to the best of my ability and judgment.

Signed 
Cr. Coleman

This Oath was taken or made before the general manager of the council, an Australian legal practitioner or a justice of the peace

Signed 

Qualification General Manager/JP 168195

Date 3rd Oct 2024

Oath of Office

I Sarah Crump swear that I will undertake the duties of the office of councillor in the best interests of the people of Gwydir and the Gwydir Shire and that I will faithfully and impartially carry out the functions, powers, authorities and discretions vested in me under the [Local Government Act 1993](#) or any other Act to the best of my ability and judgment.

Signed  _____
Cr. Crump

This Oath was taken or made before the general manager of the council, an Australian legal practitioner or a justice of the peace


Signed  _____

Qualification General Manager/JP 168195

Date  2nd Oct 2024

Oath of Office

I Tiffany Galvin swear that I will undertake the duties of the office of councillor in the best interests of the people of Gwydir and the Gwydir Shire and that I will faithfully and impartially carry out the functions, powers, authorities and discretions vested in me under the [Local Government Act 1993](#) or any other Act to the best of my ability and judgment.

Signed 
Cr. Galvin

This Oath was taken or made before the general manager of the council, an Australian legal practitioner or a justice of the peace

Signed 

Qualification General Manager/JP 168195

Date 2nd Oct 2024

Affirmation of Office

I Scot Crispin solemnly and sincerely declare and affirm that I will undertake the duties of the office of councillor in the best interests of the people of Gwydir and the Gwydir Shire and that I will faithfully and impartially carry out the functions, powers, authorities and discretions vested in me under the [Local Government Act 1993](#) or any other Act to the best of my ability and judgment.

Signed 
Cr. Crispin

This Affirmation was taken or made before the general manager of the council, an Australian legal practitioner or a justice of the peace

Signed 

Qualification Acting General Manager/JP Number 255241

Date 08/10/2024

Affirmation of Office

I Mike Collins solemnly and sincerely declare and affirm that I will undertake the duties of the office of councillor in the best interests of the people of Gwydir and the Gwydir Shire and that I will faithfully and impartially carry out the functions, powers, authorities and discretions vested in me under the [Local Government Act 1993](#) or any other Act to the best of my ability and judgment.

Signed 

Cr. Collins

This Affirmation was taken or made before the general manager of the council, an Australian legal practitioner or a justice of the peace


Signed 

Qualification General Manager/JP 168195

Date 2nd Oct 2024.

Affirmation of Office

I Marilyn Dixon OAM solemnly and sincerely declare and affirm that I will undertake the duties of the office of councillor in the best interests of the people of Gwydir and the Gwydir Shire and that I will faithfully and impartially carry out the functions, powers, authorities and discretions vested in me under the [Local Government Act 1993](#) or any other Act to the best of my ability and judgment.

Signed 
Cr. Dixon OAM

This Affirmation was taken or made before the general manager of the council, an Australian legal practitioner or a justice of the peace

Signed 

Qualification General Manager/JP 168195

Date 3rd Oct 2024

Affirmation of Office

I Rachel Sherman solemnly and sincerely declare and affirm that I will undertake the duties of the office of councillor in the best interests of the people of Gwydir and the Gwydir Shire and that I will faithfully and impartially carry out the functions, powers, authorities and discretions vested in me under the [Local Government Act 1993](#) or any other Act to the best of my ability and judgment.

Signed 
Cr. Sherman

This Affirmation was taken or made before the general manager of the council, an Australian legal practitioner or a justice of the peace


Signed 

Qualification General Manager/JP 168195

Date 3rd Oct 2024

Affirmation of Office

I Adrian Willmot solemnly and sincerely declare and affirm that I will undertake the duties of the office of councillor in the best interests of the people of Gwydir and the Gwydir Shire and that I will faithfully and impartially carry out the functions, powers, authorities and discretions vested in me under the [Local Government Act 1993](#) or any other Act to the best of my ability and judgment.

Signed  _____
Cr. Willmot

This Affirmation was taken or made before the general manager of the council, an Australian legal practitioner or a justice of the peace

Signed  _____

Qualification General Manager/JP 168195

Date 

5.7 Draft 30 June 2024 Financial Statements

File Reference:	NA
------------------------	----

Delivery Program**Goal:** 5. Organisational management**Outcome:** 5.1 Corporate management**Strategy:** 5.1.1 Financial Management and accountability systems**Author:** CFO**STAFF DISCLOSURE OF INTEREST Nil****IN BRIEF/SUMMARY RECOMMENDATION**

The purpose of this report is to comply with statutory requirements in relation to the General Purpose and Special Purpose Financial Reports for the year ended 30 June 2024 for Gwydir Shire Council.

TABLED ITEMS Nil**BACKGROUND**

The General Purpose and Special Purpose Financial Reports for Gwydir Shire Council for the year ended 30 June 2024 have been prepared and are currently being audited.

It is not believed there will be any material changes to the Reports attached.

When the audit is completed, the NSW Audit Office will issue a client service report which will be presented along with the audited financial reports to the Audit Risk and Improvement Committee for review.

The audited financial statements and independent auditors report will be presented to Council and the public at a Council meeting to be held in accordance with Section 419 (1) of the Local Government Act 1993.

Section 413(2)(c) requires a Statement, signed by the General Manager, the Responsible Accounting Officer, the Mayor and one other Councilor, usually the Deputy Mayor, in the form approved by the Council as to its opinion on the General Purpose Financial Reports, Special Purpose Financial Reports and any such General Schedules. It should be noted that the Statement reflects an opinion only and is not legally binding.

STAFF CERTIFICATION

The General Manager and the Responsible Accounting Officer, Mrs. Helen Thomas, certify that to the best of their knowledge, the General Purpose and Special Purpose Financial Reports have been prepared in accordance with all statutory requirements and believe the reports present fairly the financial position of Gwydir Shire Council on 30 June 2024.

OFFICER RECOMMENDATION

THAT the report be received.

FURTHER that in relation to the report “Certification of the 2023/2024 Annual Financial Reports” for the period ending 30 June 2024, Council:

- (i) Resolve to present the Audited General Purpose and Special Purpose Financial Reports, together with the Auditors Reports at a Public Meeting to be held as part of Council’s Meeting on either 28th November 2024 or 19th December 2024, in accordance with Section 419 (1) of the Local Government Act, 1993;**
- (ii) Record as an opinion of the Council pursuant to Section 413 (2c) of the Local Government Act 1993 (NSW) (as amended), that the General Purpose Financial Reports for Gwydir Shire Council for the period ending 30 June 2024:**

 - (a) have been prepared in accordance with:**

 - the Local Government Act 1993 (as amended) and Regulations made thereafter**
 - the Australian Accounting Standards and professional pronouncements; and**
 - the Local Government Code of Accounting Practice and Financial Reporting;**
 - (b) the General Purpose Financial Report presents fairly the Council’s operating result and financial position for the year;**
 - (c) the General Purpose Financial Report accords with the Council’s accounting and other records; and**
 - (d) the signatories are not aware of anything that would make the General Purpose Financial Report false or misleading in any way.**
- (iii) Record as an opinion of the Council pursuant to the Local Government Code of Accounting Practice and Financial Reporting, that the Special Purpose Financial Reports for Gwydir Shire Council for the period ending 30 June 2024:**

 - (a) have been prepared in accordance with:**

 - the NSW Government Policy Statement “Application of National Competition Policy to Local Government”**
 - the Division of Local Government Guidelines “Pricing & Costing for Council Businesses: A Guide to Competitive Neutrality”**

- the Local Government Code of Accounting Practice and Financial Reporting; and
- (b) the Special Purpose Financial Reports present fairly the operating result and financial position for each of the Council's declared Business Activities for the year.
- (c) the Special Purpose Financial Reports accord with the Council's accounting and other records and
- (d) the signatories are not aware of anything that would make the Special Purpose Financial Reports false or misleading in any way.

FURTHER that the reports be authorised for issue.

ATTACHMENTS

1. 2024 Draft Statements [5.7.1 - 98 pages]

COUNCIL RESOLUTION:

THAT the report be received.

FURTHER that in relation to the report "Certification of the 2023/2024 Annual Financial Reports" for the period ending 30 June 2024, Council:

- (i) Resolve to present the Audited General Purpose and Special Purpose Financial Reports, together with the Auditors Reports at a Public Meeting to be held as part of Council's Meeting on either 28th November 2024 or 19th December 2024, in accordance with Section 419 (1) of the Local Government Act, 1993;
- (ii) Record as an opinion of the Council pursuant to Section 413 (2c) of the Local Government Act 1993 (NSW) (as amended), that the General Purpose Financial Reports for Gwydir Shire Council for the period ending 30 June 2024:
 - (a) have been prepared in accordance with:
 - the Local Government Act 1993 (as amended) and Regulations
 - the Australian Accounting Standards and professional pronouncements; and
 - the Local Government Code of Accounting Practice and Financial Reporting;
 - (b) the General Purpose Financial Report presents fairly the
 - (c) the General Purpose Financial Report accords with the Council's accounting and other records; and

- (d) the signatories are not aware of anything that would make the
- (iii) Record as an opinion of the Council pursuant to the Local Government Code of Accounting Practice and Financial Reporting, that the Special Purpose Financial Reports for Gwydir Shire Council for the period ending 30 June 2024:
- (a) have been prepared in accordance with:
- the NSW Government Policy Statement “Application of National Competition Policy to Local Government”
 - the Division of Local Government Guidelines “Pricing & Costing
 - the Local Government Code of Accounting Practice and Financial Reporting; and
- (b) the Special Purpose Financial Reports present fairly the operating
- (c) the Special Purpose Financial Reports accord with the Council’s accounting and other records and
- (d) the signatories are not aware of anything that would make the Special Purpose Financial Reports false or misleading in any way.

FURTHER that the reports be authorised for issue.

(Moved Cr Adrian Willmot, Seconded Cr Sean Coleman)

CARRIED

For: Cr Adrian Willmot, Cr John Bishton, Cr Michael Collins, Cr Rachel Sherman, Cr Scot Crispin, Cr Sean Coleman, Cr Marilyn Dixon OAM, Cr Sarah Crump and Cr Tiffany Galvin

Against: Nil

Gwydir Shire Council

ANNUAL FINANCIAL STATEMENTS for the year ended 30 June 2024

*To be the recognised leader in Local Government through
continuous learning and sustainability.*



Gwydir Shire Council

GENERAL PURPOSE FINANCIAL STATEMENTS for the year ended 30 June 2024

*To be the recognised leader in Local Government through
continuous learning and sustainability.*



Gwydir Shire Council

General Purpose Financial Statements
for the year ended 30 June 2024

Contents	Page
Understanding Council's Financial Statements	3
Statement by Councillors and Management	4
Primary Financial Statements:	
Income Statement	5
Statement of Comprehensive Income	6
Statement of Financial Position	7
Statement of Changes in Equity	8
Statement of Cash Flows	9
Contents for the notes to the Financial Statements	10
Independent Auditor's Reports:	
On the Financial Statements (Sect 417 [2])	73
On the Financial Statements (Sect 417 [3])	74

Overview

Gwydir Shire Council is constituted under the Local Government Act 1993 (NSW) and has its principal place of business at:

33 Maitland Street
Bingara NSW 2404

Council's guiding principles are detailed in Chapter 3 of the LGA and includes:

- principles applying to the exercise of functions generally by council,
- principles to be applied when making decisions,
- principles of community participation,
- principles of sound financial management, and
- principles for strategic planning relating to the development of an integrated planning and reporting framework.

A description of the nature of Council's operations and its principal activities are provided in Note B1-2.

Through the use of the internet, we have ensured that our reporting is timely, complete and available at minimum cost. All press releases, financial statements and other information are publicly available on our website: www.gwydir.nsw.gov.au.

Gwydir Shire Council

General Purpose Financial Statements

for the year ended 30 June 2024

Understanding Council's Financial Statements

Introduction

Each year NSW local governments are required to present audited financial statements to their council and community.

What you will find in the Statements

The financial statements set out the financial performance, financial position and cash flows of Council for the financial year ended 30 June 2024.

The format of the financial statements is standard across all NSW Councils and complies with both the accounting and reporting requirements of Australian Accounting Standards and requirements as set down by the Office of Local Government.

About the Councillor/Management Statement

The financial statements must be certified by senior staff as 'presenting fairly' the Council's financial results for the year and are required to be adopted by Council – ensuring both responsibility for and ownership of the financial statements.

About the Primary Financial Statements

The financial statements incorporate five "primary" financial statements:

1. The Income Statement

Summarises Council's financial performance for the year, listing all income and expenses. This statement also displays Council's original adopted budget to provide a comparison between what was projected and what actually occurred.

2. The Statement of Comprehensive Income

Primarily records changes in the fair value of Council's Infrastructure, property, plant and equipment.

3. The Statement of Financial Position

A 30 June snapshot of Council's financial position indicating its assets, liabilities and "net wealth".

4. The Statement of Changes in Equity

The overall change for the year (in dollars) of Council's "net wealth".

5. The Statement of Cash Flows

Indicates where Council's cash came from and where it was spent. This statement also displays Council's original adopted budget to provide a comparison between what was projected and what actually occurred.

About the Notes to the Financial Statements

The Notes to the Financial Statements provide greater detail and additional information on the five primary financial statements.

About the Auditor's Reports

Council's financial statements are required to be audited by the NSW Audit Office.

In NSW the auditor provides 2 audit reports:

1. an opinion on whether the financial statements present fairly the Council's financial performance and position, and
2. their observations on the conduct of the audit, including commentary on the Council's financial performance and financial position.

Who uses the Financial Statements?

The financial statements are publicly available documents and must be presented at a Council meeting between seven days and five weeks after the date of the audit report.

The public can make submissions to Council up to seven days subsequent to the public presentation of the financial statements.

Council is required to forward an audited set of financial statements to the Office of Local Government.

Gwydir Shire Council

General Purpose Financial Statements

for the year ended 30 June 2024

Statement by Councillors and Management made pursuant to Section 413(2)(c) of the *Local Government Act 1993* (NSW)

The attached general purpose financial statements have been prepared in accordance with:

- the *Local Government Act 1993* and the regulations made thereunder,
- the Australian Accounting Standards and other pronouncements of the Australian Accounting Standards Board
- the Local Government Code of Accounting Practice and Financial Reporting.

To the best of our knowledge and belief, these statements:

- present fairly the Council's operating result and financial position for the year
- accord with Council's accounting and other records.

We are not aware of any matter that would render these statements false or misleading in any way.

Signed in accordance with a resolution of Council made on dd MMMM yyyy.

[Mayor]

Mayor

dd MMMM yyyy

[Councillor]

Councillor

dd MMMM yyyy

Max Eastcott

General Manager

dd MMMM yyyy

Helen Thomas

Responsible Accounting Officer

dd MMMM yyyy

Gwydir Shire Council | Income Statement | for the year ended 30 June 2024

Gwydir Shire Council

Income Statement

for the year ended 30 June 2024

<i>Original unaudited budget 2024 \$ '000</i>			<i>Actual 2024 \$ '000</i>	<i>Actual 2023 \$ '000</i>
		Notes		
	Income from continuing operations			
11,869	Rates and annual charges	B2-1	12,110	11,474
3,374	User charges and fees	B2-2	7,318	5,036
10,448	Other revenues	B2-3	5,463	4,739
13,585	Grants and contributions provided for operating purposes	B2-4	19,519	18,769
36,591	Grants and contributions provided for capital purposes	B2-4	13,637	19,985
29	Interest and investment income	B2-5	1,025	194
–	Other income	B2-6	356	306
75,896	Total income from continuing operations		59,428	60,503
	Expenses from continuing operations			
14,909	Employee benefits and on-costs	B3-1	15,651	13,407
12,293	Materials and services	B3-2	18,436	19,349
175	Borrowing costs	B3-3	904	495
8,377	Depreciation, amortisation and impairment of non-financial assets	B3-4	10,496	9,637
3,510	Other expenses	B3-5	722	661
–	Net loss from the disposal of assets	B4-1	2,955	147
39,264	Total expenses from continuing operations		49,164	43,696
36,632	Operating result from continuing operations		10,264	16,807
36,632	Net operating result for the year attributable to Council		10,264	16,807
41	Net operating result for the year before grants and contributions provided for capital purposes		(3,373)	(3,178)

The above Income Statement should be read in conjunction with the accompanying notes.

Gwydir Shire Council | Statement of Comprehensive Income | for the year ended 30 June 2024

Gwydir Shire Council

Statement of Comprehensive Income

for the year ended 30 June 2024

	Notes	2024 \$ '000	2023 \$ '000
Net operating result for the year – from Income Statement		10,264	16,807
Other comprehensive income:			
Amounts which will not be reclassified subsequently to the operating result			
Gain (loss) on revaluation of infrastructure, property, plant and equipment	C1-7	25,928	38,725
Impairment Reversal		4,914	1,164
Impairment loss relating to infrastructure, property, plant and equipment	C1-8	(1,643)	(3,009)
Total items which will not be reclassified subsequently to the operating result		29,199	36,880
Total other comprehensive income for the year		29,199	36,880
Total comprehensive income for the year attributable to Council		39,463	53,687
 Total comprehensive income attributable to Council		 39,463	 53,687

The above Statement of Comprehensive Income should be read in conjunction with the accompanying notes.

Gwydir Shire Council | Statement of Financial Position | as at 30 June 2024

Gwydir Shire Council

Statement of Financial Position

as at 30 June 2024

	Notes	2024 \$ '000	2023 \$ '000
ASSETS			
Current assets			
Cash and cash equivalents	C1-1	33,016	29,009
Receivables	C1-4	2,531	7,873
Inventories	C1-5	304	325
Contract assets and contract cost assets	C1-6	998	1,258
Other		10	10
Total current assets		36,859	38,475
Non-current assets			
Infrastructure, property, plant and equipment (IPPE)	C1-7	535,575	498,062
Total non-current assets		535,575	498,062
Total assets		572,434	536,537
LIABILITIES			
Current liabilities			
Payables	C3-1	4,910	4,601
Contract liabilities	C3-2	7,779	9,796
Borrowings	C3-3	669	1,064
Employee benefit provisions	C3-4	3,636	3,357
Provisions	C3-5	158	61
Total current liabilities		17,152	18,879
Non-current liabilities			
Borrowings	C3-3	9,295	9,953
Employee benefit provisions	C3-4	155	147
Provisions	C3-5	3,632	4,821
Total non-current liabilities		13,082	14,921
Total liabilities		30,234	33,800
Net assets		542,200	502,737
EQUITY			
Accumulated surplus		319,966	309,702
IPPE revaluation reserve	C4-1	222,234	193,035
Total equity		542,200	502,737

The above Statement of Financial Position should be read in conjunction with the accompanying notes.

Gwydir Shire Council

Statement of Changes in Equity
for the year ended 30 June 2024

	Notes	2024			2023		
		Accumulated surplus \$ '000	IPPE revaluation reserve \$ '000	Total equity \$ '000	Accumulated surplus \$ '000	IPPE revaluation reserve \$ '000	Total equity \$ '000
Opening balance at 1 July		309,702	193,035	502,737	292,895	158,750	451,645
Correction of prior period errors		–	–	–	–	(2,595)	(2,595)
Restated opening balance		309,702	193,035	502,737	292,895	156,155	449,050
Net operating result for the year		10,264	–	10,264	16,807	–	16,807
Other comprehensive income							
Gain (loss) on revaluation of infrastructure, property, plant and equipment	C1-7	–	25,928	25,928	–	38,725	38,725
Impairment Reversal		–	4,914	4,914	–	1,164	1,164
– Impairment loss relating to IPP&E	C1-7	–	(1,643)	(1,643)	–	(3,009)	(3,009)
Restated Other comprehensive income		–	29,199	29,199	–	36,880	36,880
Total comprehensive income		10,264	29,199	39,463	16,807	36,880	53,687
Closing balance at 30 June		319,966	222,234	542,200	309,702	193,035	502,737

The above Statement of Changes in Equity should be read in conjunction with the accompanying notes.

Gwydir Shire Council

Statement of Cash Flows

for the year ended 30 June 2024

<i>Original unaudited budget 2024 \$ '000</i>		<i>Actual 2024 \$ '000</i>	<i>Actual 2023 \$ '000</i>
	Notes		
Cash flows from operating activities			
<i>Receipts:</i>			
11,000	Rates and annual charges	11,956	11,305
2,300	User charges and fees	7,242	5,325
42	Interest received	973	233
49,500	Grants and contributions	38,978	41,569
—	Bonds, deposits and retentions received	6	7
—	Other	7,602	6,434
<i>Payments:</i>			
(13,500)	Payments to employees	(15,364)	(15,652)
(42,545)	Payments for materials and services	(22,084)	(21,482)
(900)	Borrowing costs	(909)	(321)
(3,000)	Other	(1,645)	76
2,897	Net cash flows from operating activities	26,755	27,494
Cash flows from investing activities			
<i>Receipts:</i>			
—	Sale of investments	33,126	13,796
300	Proceeds from sale of IPPE	462	787
<i>Payments:</i>			
—	Purchase of investments	(33,126)	—
1,500	Payments for IPPE	(22,157)	(21,266)
1,800	Net cash flows from investing activities	(21,695)	(6,683)
Cash flows from financing activities			
<i>Receipts:</i>			
—	Proceeds from borrowings	—	7,000
<i>Payments:</i>			
(1,500)	Repayment of borrowings	(1,053)	(1,989)
(1,500)	Net cash flows from financing activities	(1,053)	5,011
3,197	Net change in cash and cash equivalents	4,007	25,822
8,000	Cash and cash equivalents at beginning of year	29,009	3,187
11,197	Cash and cash equivalents at end of year	33,016	29,009
3,500	plus: Investments on hand at end of year	—	—
14,697	Total cash, cash equivalents and investments	33,016	29,009

The above Statement of Cash Flows should be read in conjunction with the accompanying notes.

Gwydir Shire Council

Contents for the notes to the Financial Statements for the year ended 30 June 2024

A About Council and these financial statements	12
A1-1 Basis of preparation	12
B Financial Performance	15
B1 Functions or activities	15
B1-1 Functions or activities – income, expenses and assets	15
B1-2 Components of functions or activities	16
B2 Sources of income	17
B2-1 Rates and annual charges	17
B2-2 User charges and fees	18
B2-3 Other revenues	19
B2-4 Grants and contributions	20
B2-5 Interest and investment income	23
B2-6 Other income	24
B3 Costs of providing services	25
B3-1 Employee benefits and on-costs	25
B3-2 Materials and services	26
B3-3 Borrowing costs	26
B3-4 Depreciation, amortisation and impairment of non-financial assets	27
B3-5 Other expenses	29
B4 Gains or losses	29
B4-1 Gain or loss from the disposal, replacement and de-recognition of assets	29
B5 Performance against budget	30
B5-1 Material budget variations	30
C Financial position	32
C1 Assets we manage	32
C1-1 Cash and cash equivalents	32
C1-2 Financial investments	32
C1-3 Restricted and allocated cash, cash equivalents and investments	33
C1-4 Receivables	35
C1-5 Inventories	37
C1-6 Contract assets and Contract cost assets	38
C1-7 Infrastructure, property, plant and equipment	39
C2 Leasing activities	43
C2-1 Council as a lessee	43
C2-2 Council as a lessor	44
C3 Liabilities of Council	46
C3-1 Payables	46
C3-2 Contract Liabilities	47
C3-3 Borrowings	48
C3-4 Employee benefit provisions	50
C3-5 Provisions	51
C4 Reserves	52

Gwydir Shire Council

Contents for the notes to the Financial Statements for the year ended 30 June 2024

C4-1 Nature and purpose of reserves	52
D Council structure	53
D1 Results by fund	53
D1-1 Income Statement by fund	53
D1-2 Statement of Financial Position by fund	54
E Risks and accounting uncertainties	55
E1-1 Risks relating to financial instruments held	55
E2-1 Fair value measurement	58
E3-1 Contingencies	62
F People and relationships	65
F1 Related party disclosures	65
F1-1 Key management personnel (KMP)	65
F1-2 Councillor and Mayoral fees and associated expenses	66
F2 Other relationships	66
F2-1 Audit fees	66
G Other matters	67
G1-1 Statement of Cash Flows information	67
G2-1 Commitments	67
G3-1 Events occurring after the reporting date	68
G4 Statement of developer contributions as at 30 June 2024	69
G4-1 Summary of developer contributions	69
G4-2 Contributions not under plans	69
G5 Statement of performance measures	70
G5-1 Statement of performance measures – consolidated results	70
G5-2 Statement of performance measures by fund	71

A About Council and these financial statements

A1-1 Basis of preparation

These financial statements were authorised for issue by Council on TBC. Council has the power to amend and reissue these financial statements in cases where critical information is received from public submissions or where the OLG directs Council to amend the financial statements.

The material accounting policies adopted in the preparation of these consolidated financial statements are set out below.

These Accounting policies have been consistently applied to all the years presented, unless otherwise stated.

These general purpose financial statements have been prepared in accordance with Australian Accounting Standards and Australian Accounting Interpretations, the *Local Government Act 1993 (Act)* and *Local Government (General) Regulation 2022 (Regulation)*, and the Local Government Code of Accounting Practice and Financial Reporting. Council is a not-for-profit entity. The financial statements are presented in Australian dollars and are rounded to the nearest thousand dollars.

Historical cost convention

These financial statements have been prepared under the historical cost convention, as modified by the revaluation of certain infrastructure, property, plant and equipment and investment property.

Significant accounting estimates and judgements

The preparation of financial statements requires the use of certain critical accounting estimates. It also requires management to exercise its judgement in the process of applying the Council's accounting policies. Estimates and judgements are continually evaluated and are based on historical experience and other factors, including expectations of future events that may have a financial impact on the Council and that are believed to be reasonable under the circumstances.

Critical accounting estimates and assumptions

Council makes estimates and assumptions concerning the future.

The resulting accounting estimates will, by definition, seldom equal the related actual results.

The estimates and assumptions that have a significant risk of causing a material adjustment to the carrying amounts of assets and liabilities within the next financial year include:

- (i) estimated fair values of infrastructure, property, plant and equipment – refer Note C1-7.
- (ii) estimated tip remediation provisions – refer Note C3-5.
- (iii) employee benefit provisions – refer Note C3-4.

Significant judgements in applying the Council's accounting policies

- i. Impairment of receivables – refer Note C1-4.
- ii. Determination of whether performance obligations are sufficiently specific and whether the contract is within the scope of AASB 15 *Revenue from Contracts with Customers* and / or AASB 1058 *Income of Not-for-Profit Entities* – refer to Notes B2-2 – B2-4.

Monies and other assets received by Council

The Consolidated Fund

In accordance with the provisions of Section 409(1) of the Local Government Act 1993 (NSW), all money and property received by Council is held in the Council's Consolidated Fund unless it is required to be held in the Council's Trust Fund.

Cash and other assets of the following entities or activities have been included as part of the Consolidated Fund:

- General purpose operations
- Water service
- Sewerage service
- Waste management
- Naroo Aged Care

A1-1 Basis of preparation (continued)

The Trust Fund

In accordance with the provisions of Section 411 of the *Local Government Act 1993 (NSW)* (as amended), a separate and distinct Trust Fund is maintained to account for all money and property received by the council in trust which must be applied only for the purposes of, or in accordance with, the trusts relating to those monies.

Goods and Services Tax (GST)

Revenues, expenses and assets are recognised net of the amount of associated GST, unless the GST incurred is not recoverable from the taxation authority. In this case it is recognised as part of the cost of acquisition of the asset or as part of the expense.

Receivables and payables are stated inclusive of the amount of GST receivable or payable. The net amount of GST recoverable from, or payable to, the taxation authority is included with other receivables or payables in the Statement of Financial Position.

Cash flows are presented on a gross basis. The GST components of cash flows arising from investing or financing activities that are recoverable from, or payable to, the taxation authority, are presented as operating cash flows.

Volunteer services

Council makes use of volunteers for the community transport program, Aged Care, events and information centres. The value of these services cannot be reliably measured and as such have not been included within the financials.

New accounting standards and interpretations issued but not yet effective

New accounting standards and interpretations issued but not yet effective

Certain new accounting standards and interpretations have been published that are not mandatory for the 30 June 2024 reporting period. Council has not applied any pronouncements before its operative date in the annual reporting period beginning 1 July 2023.

Council's assessment of these new standards and interpretations (where they have been deemed as having a material impact on Council's future financial performance, financial position and cash flows) are set out below:

AASB 2022-10 Amendments to Australian Accounting Standards – Fair Value Measurement of Non-Financial Assets of Not-for-Profit Public Sector Entities

This Standard modifies AASB 13 Fair Value Measurement for application by not-for-profit public sector entities such as Council.

It includes authoritative implementation guidance when fair valuing non-financial assets, not held primarily for their ability to generate cash inflows and also provides guidance and clarification when valuing assets that are restricted (in their use) at Council.

This includes guidance and clarification regarding the determination of an assets highest and best use, the development and use of internal assumptions for unobservable inputs and allows for greater use of internal judgements when applying the cost approach in the measurement and determination of fair values.

Although Council is yet to fully determine the impact of this standard, the changes will be evaluated in the future assessment of all property and infrastructure assets measured at fair value.

The standard applies prospectively to annual periods beginning on or after 1 January 2024, with earlier application permitted.

AASB 2021-2 Amendments to Australian Accounting Standards – Disclosure of Accounting Policies and Definition of Accounting Estimates

This Standard amends a number of standards as follows:

- AASB 7 to clarify that information about measurement bases for financial instruments is expected to be material to an entity's financial statements;
- AASB 101 to require entities to disclose their material accounting policy information rather than their significant accounting policies;
- AASB 108 to clarify how entities should distinguish changes in accounting policies and changes in accounting estimates;
- AASB 134 to identify material accounting policy information as a component of a complete set of financial statements; and

continued on next page ...

Page 13 of 74

A1-1 Basis of preparation (continued)

- AASB Practice Statement 2 to provide guidance on how to apply the concept of materiality to accounting policy disclosures.

The standard may have significant impact on Council as it requires Council to consider the materiality of the accounting policy information to be included in the financial statements.

AASB 101 Presentation of Financial Statements requires the disclosure of material accounting policy information rather than significant accounting policies.

"Accounting policy information is material if, when considered together with other information included in an entity's financial statements, it can reasonably be expected to influence decisions that the primary users of general purpose financial statements make on the basis of those financial statements."

Accounting policy information is likely to be considered material if that information relates to material transactions, other events or conditions and:

- the entity has changed accounting policy during the reporting period and this change resulted in a material change to the information in the financial statements.
- the entity (or OLG) chose the accounting policy from one or more options permitted by Australian Accounting Standards.
- the accounting policy was developed in accordance with AASB 108 *Accounting Policies, Changes in Accounting Estimates and Errors* in the absence of an Australian Accounting Standard that specifically applies.
- the accounting policy relate to an area for which an entity is required to make significant judgements or assumptions in applying an accounting policy, and the entity discloses those judgements or assumptions in the financial statements
- the accounting required for them is complex and users of the entity's financial statements would otherwise not understand those material transactions, other events or conditions.

Further AASB 101 notes that '*Accounting policy information that relates to immaterial transactions, other events or conditions is immaterial and need not be disclosed.*'

This standard has an effective date for the 30 June 2024 reporting period.

New accounting standards adopted during the year

During the year Council adopted all accounting standards and interpretations (as issued by the Australian Accounting Standards Board) which were mandatorily effective from the first time at 30 June 2024. None of these standards had a significant impact on reported position or performance.

B Financial Performance

B1 Functions or activities

B1-1 Functions or activities – income, expenses and assets

Income, expenses and assets have been directly attributed to the following functions or activities. Details of those functions or activities are provided in Note B1-2.

	<i>Income</i>		<i>Expenses</i>		<i>Operating result</i>		<i>Grants and contributions</i>		<i>Carrying amount of assets</i>	
	<i>2024</i>	<i>2023</i>	<i>2024</i>	<i>2023</i>	<i>2024</i>	<i>2023</i>	<i>2024</i>	<i>2023</i>	<i>2024</i>	<i>2023</i>
	\$ '000	\$ '000	\$ '000	\$ '000	\$ '000	\$ '000	\$ '000	\$ '000	\$ '000	\$ '000
Functions or activities										
Social	5,421	5,724	5,301	6,153	120	(429)	17,036	1,991	23,952	22,398
Other	–	–	–	–	–	–	69	4,323	2,002	5,287
Economic	21,955	30,229	24,596	16,439	(2,641)	13,790	7,974	21,555	344,699	320,243
Environment	3,335	3,509	3,501	3,659	(166)	(150)	1,310	702	26,147	25,779
Civic Leadership	907	722	1,132	1,770	(225)	(1,048)	34	–	4,809	4,460
Governance	27,810	20,319	14,634	15,675	13,176	4,644	6,733	10,183	170,825	158,370
Total functions and activities	59,428	60,503	49,164	43,696	10,264	16,807	33,156	38,754	572,434	536,537

B1-2 Components of functions or activities

Details relating to the Council's functions or activities as reported in B1-1 are as follows:

Social

Includes aged and disability services, social services, library, emergency services, parks and urban spaces, public health.

Economic

Includes Gwydir Learning Region, shire roads, asset management, sewerage services, marketing & promotion.

Environment

Includes development and land use management, water supply, environmental protection, waste operations and circular economy.

Civic Leadership

Includes organisational development & recreational facilities.

Governance

Includes technical services, governance, financial operations, information services, compliance, town utilities and plant operations.

B2 Sources of income**B2-1 Rates and annual charges**

	<i>Timing</i>	2024 \$ '000	2023 \$ '000
Ordinary rates			
Residential	2	1,413	1,353
Farmland	2	7,064	6,780
Business	2	325	339
Less: pensioner rebates (mandatory)	2	(86)	(87)
Rates levied to ratepayers		8,716	8,385
Pensioner rate subsidies received	2	47	48
Total ordinary rates		8,763	8,433
Annual charges (pursuant to s496, 496A, 496B, 501 & 611)			
Domestic waste management services	2	570	548
Stormwater management services	2	40	40
Water supply services	2	929	837
Sewerage services	2	879	719
Waste management services (non-domestic)	2	997	962
Less: pensioner rebates (mandatory)	2	(142)	(141)
Annual charges levied		3,273	2,965
Pensioner annual charges subsidies received:			
– Water	2	22	23
– Sewerage	2	19	20
– Domestic waste management	2	33	33
Total annual charges		3,347	3,041
Total rates and annual charges		12,110	11,474
Timing of revenue recognition for rates and annual charges			
Rates and annual charges recognised at a point in time (2)		12,110	11,474
Total rates and annual charges		12,110	11,474

Council has used 2022 year valuations provided by the NSW Valuer General in calculating its rates.

Material accounting policy information

Rates and annual charges are recognised as revenue when the Council obtains control over the assets comprising these receipts. Prepaid rates are recognised as a financial liability until the beginning of the rating period.

Pensioner rebates relate to reductions in rates and certain annual charges for eligible pensioners' place of residence in the local government council area that are not subsidised by the NSW Government and are recognised within the underlying revenue item based on their substance.

Pensioner rate subsidies are received from the NSW Government to provide a contribution towards the pensioner rebates.

B2-2 User charges and fees

	Timing	2024 \$ '000	2023 \$ '000
Specific user charges (per s502 - specific 'actual use' charges)			
Water supply services	1	758	592
Sewerage services	1	44	38
Total specific user charges		802	630
Other user charges and fees			
(i) Fees and charges – statutory and regulatory functions (per s608)			
Inspection services	2	6	5
Planning and building regulation	2	85	119
Private works – section 67	1	38	27
Registration fees	2	9	10
Section 603 certificates	2	16	16
Total fees and charges – statutory/regulatory		154	177
(ii) Fees and charges – other (incl. general user charges (per s608))			
Caravan park	2	345	378
Cemeteries	2	67	48
Child care	2	–	2
Park rents	2	13	10
Quarry revenues		1	–
Transport for NSW works (state roads not controlled by Council)	1	5,410	3,210
Tourism	2	–	4
Gwydir learning region	2	41	78
Home and community care / community transport	2	88	150
Pre-school services	2	164	121
Roxy theatre	2	10	14
Community fitness	2	51	39
Other	2	–	2
Other	2	172	173
Total fees and charges – other		6,362	4,229
Total other user charges and fees		6,516	4,406
Total user charges and fees		7,318	5,036
Timing of revenue recognition for user charges and fees			
User charges and fees recognised over time (1)		6,250	3,777
User charges and fees recognised at a point in time (2)		1,068	1,259
Total user charges and fees		7,318	5,036

Material accounting policy information

Revenue arising from user charges and fees is recognised when or as the performance obligation is completed and the customer receives the benefit of the goods / services being provided.

The performance obligation relates to the specific services which are provided to the customers and generally the payment terms are within 30 days of the provision of the service or in some cases such as caravan parks, the customer is required to pay on arrival. There is no material obligation for Council in relation to refunds or returns.

B2-3 Other revenues

	<i>Timing</i>	2024 \$ '000	2023 \$ '000
Fines – other	2	6	7
Legal fees recovery – rates and charges (extra charges)	2	14	–
Commissions and agency fees	2	109	104
Diesel rebate	2	331	119
Sales – general	2	67	72
Emergency services reimbursements	2	38	–
Employee related	2	80	53
Festivals	2	23	14
Naroo	1	4,547	3,844
Sewer operations	2	6	2
Waste management revenues	2	11	213
Tourism	2	24	23
Insurance Incentives	2	43	94
Water supplies	2	5	10
Companion Animals Reimbursement	2	9	4
Advertising Income	2	–	3
Container Deposit reimbursement	2	90	4
Crown Land Assets Reconciliation		–	81
Other	2	60	92
Total other revenue		5,463	4,739

Timing of revenue recognition for other revenue

Other revenue recognised over time (1)	4,547	3,844
Other revenue recognised at a point in time (2)	916	895
Total other revenue	5,463	4,739

Material accounting policy information for other revenue

Where the revenue is earned for the provision of specified goods / services under an enforceable contract, revenue is recognised when or as the obligations are satisfied.

Statutory fees are recognised as revenue when the service has been provided, the payment is received or when the penalty has been applied, whichever occurs first.

Other revenue is recorded when the payment is due, the value of the payment is notified, or the payment is received, whichever occurs first.

Fines are recognised as revenue when the fine is paid.

B2-4 Grants and contributions

		Operating 2024 \$ '000	Operating 2023 \$ '000	Capital 2024 \$ '000	Capital 2023 \$ '000
	<i>Timing</i>				
General purpose grants and non-developer contributions (untied)					
General purpose (untied)					
Current year allocation					
Financial assistance	2	758	1,675	–	–
Payment in advance - future year allocation					
Financial assistance	2	5,929	6,051	–	–
Amount recognised as income during current year		6,687	7,726	–	–
Special purpose grants and non-developer contributions (tied)					
Cash contributions					
Water supplies	1	–	–	71	149
Sewerage services	1	–	–	–	96
Aged care	1	–	14	129	441
Child care	2	18	18	14	166
Community care	2	489	351	–	–
Employment and training programs	2	46	221	–	–
Library	2	78	77	–	–
Noxious weeds	1	214	127	–	–
NSW rural fire services	1	190	234	–	–
Recreation and culture	2	70	–	–	68
Storm/flood damage	1	1,308	–	1,345	6,851
Gwydir learning region	1	–	–	–	850
Dept of Communities & Justice programs	2	187	163	–	–
Preschool	2	549	403	–	–
Street lighting	2	22	21	8	–
Tharawonga operational	2	372	365	–	–
Transport (3x3, flood works, roads to recovery)	1	1,428	2,471	31	2
Drought Communities	1	–	58	99	259
Stronger Country Communities - Council Projects	1	–	–	176	204
Stronger Country Communities - Community Projects	1	–	659	–	–
Big River Dreaming	2	–	–	39	190
Caravan Park	1	–	–	23	9
Planning Portal	2	37	–	–	–
Local roads and community infrastructure	1	–	–	1,156	792
Transport (other roads and bridges funding)	1	–	–	9,489	8,050
Showground stimulus	1	–	–	–	32
Recreation and culture	1	–	4	646	147
Other specific grants	2	10	414	–	717
Sewerage (excl. section 64 contributions)	2	–	–	18	12
Transport for NSW contributions (regional roads, block grant)	1	7,671	5,222	188	230
Water supplies (excl. section 64 contributions)	1	9	–	–	1
Tourism	2	101	199	–	–
Other contributions	2	33	17	–	–
Community services	2	–	5	–	–
Total special purpose grants and non-developer contributions – cash		12,832	11,043	13,432	19,266
Non-cash contributions					
RFS assets	2	–	–	70	537
Total other contributions – non-cash		–	–	70	537

continued on next page ...

Page 20 of 74

B2-4 Grants and contributions (continued)

	<i>Operating 2024 \$ '000</i>	<i>Operating 2023 \$ '000</i>	<i>Capital 2024 \$ '000</i>	<i>Capital 2023 \$ '000</i>
<i>Timing</i>				
Total special purpose grants and non-developer contributions (tied)	12,832	11,043	13,502	19,803
Total grants and non-developer contributions	19,519	18,769	13,502	19,803
Comprising:				
– Commonwealth funding	9,046	9,760	4,865	6,472
– State funding	10,386	5,561	8,609	13,314
– Other funding	87	3,448	28	17
	19,519	18,769	13,502	19,803

Developer contributions

	<i>Operating 2024 \$ '000</i>	<i>Operating 2023 \$ '000</i>	<i>Capital 2024 \$ '000</i>	<i>Capital 2023 \$ '000</i>
<i>Notes Timing</i>				
Developer contributions:				
(s7.4 & s7.11 - EP&A Act, s64 of the LGA):				
Cash contributions				
S 7.11 – contributions towards amenities/services	2	–	–	135
Total developer contributions – cash		–	–	135
Total grants and contributions		19,519	18,769	13,637
Timing of revenue recognition for grants and contributions				
Grants and contributions recognised over time (1)		10,820	5,377	13,353
Grants and contributions recognised at a point in time (2)		8,699	13,392	284
Total grants and contributions		19,519	18,769	13,637

continued on next page ...

Page 21 of 74

B2-4 Grants and contributions (continued)

Unspent grants and contributions

Certain grants and contributions are obtained by Council on the condition they be spent in a specified manner or in a future period but which are not yet spent in accordance with those conditions are as follows:

	Operating 2024 \$ '000	Operating 2023 \$ '000	Capital 2024 \$ '000	Capital 2023 \$ '000
Unspent grants				
Unspent funds at 1 July	1,315	691	9,533	5,193
Add: operating grants recognised as income in the current period but not yet spent	634	248	–	–
Add: Funds received and not recognised as revenue in the current year	162	449	7,779	9,533
Less: grants recognised in a previous reporting period now spent	(195)	(73)	–	–
Less: Funds received in prior year but revenue recognised and funds spent in current year	(90)	–	(9,533)	(5,193)
Unspent funds at 30 June	1,826	1,315	7,779	9,533
Contributions				
Unspent funds at 1 July	–	–	721	394
Add: contributions recognised as revenue in the reporting year but not yet spent in accordance with the conditions	–	–	135	182
Add: contributions received and not recognised as revenue in the current year	–	–	–	145
Less: contributions recognised as revenue in previous years that have been spent during the reporting year	–	–	–	–
Unspent contributions at 30 June	–	–	856	721

Material accounting policy information

Grants and contributions – enforceable agreement with sufficiently specific performance obligations

Grant and contribution revenue from an agreement which is enforceable and contains sufficiently specific performance obligations is recognised as or when control of each performance obligations is transferred.

The performance obligations vary according to the agreement but include milestones within AASB 15 grants. Payment terms vary depending on the terms of the grant, cash is received upfront for some grants and on the achievement of certain payment milestones for others.

Performance obligations may be satisfied either at a point in time or over time and this is reflected in the revenue recognition pattern. Point in time recognition occurs when the beneficiary obtains control of the goods / services at a single time (e.g. completion of the project when a report / outcome is provided), whereas over time recognition is where the control of the services is ongoing throughout the project (e.g. provision of community health services through the year).

Where control is transferred over time, generally the input methods being either costs or time incurred are deemed to be the most appropriate methods to reflect the transfer of benefit.

Capital grants

Capital grants received by Council under an enforceable contract for the acquisition or construction of infrastructure, property, plant and equipment to identified specifications which will be under Council's control on completion are recognised as revenue as and when the obligation to construct or purchase is completed.

For construction projects, this is generally as the construction progresses in accordance with costs incurred since this is deemed to be the most appropriate measure of the completeness of the construction project.

B2-4 Grants and contributions (continued)

For acquisitions of assets, the revenue is recognised when the asset is acquired and controlled by the Council.

Developer contributions

Council has obligations to provide facilities from contribution revenues levied on developers under the provisions of sections 7.4, 7.11 and 7.12 of the *Environmental Planning and Assessment Act 1979* (EP&A Act).

While Council generally incorporates these amounts as part of a Development Consents Order, such developer contributions are only recognised as income upon receipt by Council, due to the possibility that individual development consents may not be acted upon by the applicant and, accordingly, would not be payable to Council.

Developer contributions may only be expended for the purposes for which the contributions were required, but Council may apply contributions according to the priorities established in work schedules for the contribution plan.

Other grants and contributions

Assets, including cash, received from other grants and contributions are recognised at fair value when the asset is received. Council considers whether there are any related liability or equity items associated with the asset which are recognised in accordance with the relevant accounting standard.

Once the assets and liabilities have been recognised then income is recognised for any remaining asset value at the time that the asset is received.

B2-5 Interest and investment income

	2024 \$ '000	2023 \$ '000
Interest on financial assets measured at amortised cost		
– Overdue rates and annual charges (incl. special purpose rates)	55	40
– Cash and investments	970	154
Total interest and investment income (losses)	1,025	194
Interest and investment income is attributable to:		
Unrestricted investments/financial assets:		
Overdue rates and annual charges (general fund)	25	22
General Council cash and investments	970	61
Restricted investments/funds – external:		
Development contributions		
– Section 7.11	3	1
Water fund operations	6	19
Sewerage fund operations	9	34
Domestic waste management operations	12	57
Total interest and investment income	1,025	194

Material accounting policy information

Interest income is recognised using the effective interest rate at the date that interest is earned.

Gwydir Shire Council | Notes to the Financial Statements 30 June 2024

B2-6 Other income

		2024	2023
	Notes	\$ '000	\$ '000
Rental income			
Other lease income			
Housing Rent		14	18
Commercial Property		29	29
Medical Centres		10	14
Roxy Theatre		4	7
Community Housing		171	149
Caravan Park		128	89
De-recognition of quarry assets remediation provision	C3-5	—	—
Total other income		356	306

B3 Costs of providing services**B3-1 Employee benefits and on-costs**

	2024	2023
	\$ '000	\$ '000
Salaries and wages	12,660	11,412
Travel expenses	–	3
Employee leave entitlements (ELE)	2,954	2,816
Superannuation	1,641	1,437
Workers' compensation insurance	573	750
Fringe benefit tax (FBT)	28	22
Training costs (other than salaries and wages)	1	–
Other	58	55
Total employee costs	17,915	16,495
Less: capitalised costs	(2,264)	(3,088)
Total employee costs expensed	15,651	13,407

Material accounting policy information

Employee benefit expenses are recorded when the service has been provided by the employee.

All employees of the Council are entitled to benefits on retirement, disability or death. Council contributes to various defined benefit plans and defined contribution plans on behalf of its employees.

Contributions to defined contribution plans are recognised as an expense as they become payable. Prepaid contributions are recognised as an asset to the extent that a cash refund or a reduction in the future payments is available.

Council participates in a defined benefit plan under the Local Government Superannuation Scheme, however, sufficient information to account for the plan as a defined benefit is not available and therefore Council accounts for its obligations to defined benefit plans on the same basis as its obligations to defined contribution plans, i.e. as an expense when it becomes payable – refer to Note E3-1 for more information.

B3-2 Materials and services

	Notes	2024 \$ '000	2023 \$ '000
Raw materials and consumables		27,746	29,339
Contractor and consultancy costs			
– Consultants		307	437
– Domestic waste management contract		646	494
– Health services		12	14
– Pools		372	230
– Road infrastructure contractors		3,155	3,295
– Footpaths		492	417
– Other		2,381	1,565
Audit Fees	F2-1	107	69
Councillor and Mayoral fees and associated expenses	F1-2	270	248
Advertising		8	10
Bank charges		43	34
Computer software charges		191	4
Electricity and heating		715	518
Insurance		1,039	798
Street lighting		80	69
Subscriptions and publications		233	140
Telephone and communications		245	127
Valuation fees		30	29
Travel expenses		2	1
Contributions/levies to other levels of government			
Legal expenses:			
– Legal expenses: debt recovery		35	6
– Legal expenses: other		9	7
Expenses from leases of low value assets		19	8
Variable lease expense relating to usage		32	43
Total materials and services		38,169	37,902
Less: capitalised costs		(19,733)	(18,553)
Total materials and services		18,436	19,349

Material accounting policy information

Expenses are recorded on an accruals basis as the Council receives the goods or services.

B3-3 Borrowing costs

	Notes	2024 \$ '000	2023 \$ '000
(i) Interest bearing liability costs			
Interest on loans		675	287
Total interest bearing liability costs expensed		675	287
(ii) Other borrowing costs			
Discount adjustments relating to movements in provisions (other than ELE)			
– Remediation liabilities	C3-5	194	168
Amortisation of discounts and premiums: – unwinding discount on reduced interest loan		35	40
Total other borrowing costs		229	208
Total borrowing costs expensed		904	495

Material accounting policy information

Borrowing costs incurred for the construction of any qualifying asset are capitalised during the period of time that is required to complete and prepare the asset for its intended use or sale. Other borrowing costs are expensed as incurred.

B3-4 Depreciation, amortisation and impairment of non-financial assets

	Notes	2024 \$ '000	2023 \$ '000
Depreciation and amortisation			
Plant and equipment		1,496	1,433
Office equipment		102	104
Furniture and fittings		54	48
Land improvements (depreciable)		6	6
Infrastructure:	C1-7		
– Buildings – non-specialised		612	600
– Buildings – specialised		538	508
– Other structures		223	202
– Roads		5,872	5,170
– Bridges		373	355
– Footpaths		38	32
– Stormwater drainage		60	40
– Water supply network		470	358
– Sewerage network		227	176
– Swimming pools		56	54
Other assets:			
– Other		10	10
Reinstatement, rehabilitation and restoration assets:			
– Tip assets	C1-7	336	462
– Quarry assets	C1-7	23	79
Total depreciation and amortisation costs		10,496	9,637
Impairment / revaluation decrement of IPPE			
Infrastructure:	C1-7		
– Buildings – non-specialised		(1,919)	–
– Roads		(1,189)	–
– Bridges		(163)	–
Total gross IPPE impairment / revaluation decrement costs		(3,271)	–
Amounts taken through revaluation reserve	C1-7	3,271	–
Total IPPE impairment / revaluation decrement costs charged to Income Statement		–	–
Total depreciation, amortisation and impairment for non-financial assets		10,496	9,637

Material accounting policy information**Depreciation and amortisation**

Depreciation and amortisation are calculated using the straight line method to allocate their cost, net of their residual values, over their estimated useful lives. Useful lives are included in Note C1-7 for IPPE assets.

Impairment of non-financial assets

Council assets held at fair value that are not held primarily for their ability to generate net cash flow, and that are deemed to be specialised, are not tested for impairment since these assets are assessed on an annual basis to ensure that the carrying amount is not materially different from fair value and therefore an impairment loss would be captured during this assessment.

Intangible assets not yet available for use, are tested annually for impairment, or more frequently if events or changes in circumstances indicate that they might be impaired.

Other non-financial assets that do not meet the criteria above are tested for impairment whenever events or changes in circumstances indicate that the carrying amount may not be recoverable. An impairment loss is recognised for the amount by which the asset's carrying amount exceeds its recoverable amount. The recoverable amount is the higher of an asset's fair value less costs to sell and value in use.

For the purposes of assessing impairment, assets are grouped at the lowest levels for which there are separately identifiable cash inflows that are largely independent of the cash inflows from other assets or groups of assets (cash-generating units).

B3-4 Depreciation, amortisation and impairment of non-financial assets (continued)

Impairment losses for revalued assets are firstly offset against the amount in the revaluation surplus for the class of asset, with only the excess to be recognised in the Income Statement.

B3-5 Other expenses

	2024 \$ '000	2023 \$ '000
Other		
– Emergency services levy (includes FRNSW, SES, and RFS levies)	612	581
– Other contributions/levies	–	5
Donations, contributions and assistance to other organisations (Section 356)	110	75
Total other	722	661
Total other expenses	722	661

Material accounting policy information

Other expenses are recorded on an accruals basis when Council has an obligation for the expenses.

Impairment expenses are recognised when identified.

B4 Gains or losses

B4-1 Gain or loss from the disposal, replacement and de-recognition of assets

	Notes	2024 \$ '000	2023 \$ '000
Gain (or loss) on disposal of property (excl. investment property)			
Proceeds from disposal – property		15	603
Less: carrying amount of property assets sold/written off		(604)	(506)
Gain (or loss) on disposal		(589)	97
Gain (or loss) on disposal of plant and equipment	C1-7		
Proceeds from disposal – plant and equipment		447	184
Less: carrying amount of plant and equipment assets sold/written off		(216)	(169)
Gain (or loss) on disposal		231	15
Gain (or loss) on disposal of infrastructure	C1-7		
Less: carrying amount of infrastructure assets sold/written off		(2,597)	(259)
Gain (or loss) on disposal		(2,597)	(259)
Gain (or loss) on disposal of investments	C1-2		
Proceeds from disposal/redemptions/maturities – investments		33,126	13,796
Less: carrying amount of investments sold/redeemed/matured		(33,126)	(13,796)
Gain (or loss) on disposal		–	–
Net gain (or loss) from disposal of assets		(2,955)	(147)

Material accounting policy information

Gains and losses on disposals are determined by comparing proceeds with carrying amount. The gain or loss on sale of an asset is determined when control of the asset has irrevocably passed to the buyer and the asset is de-recognised.

B5 Performance against budget

B5-1 Material budget variations

Council's original budget was adopted by the Council on 29 June 2023 and is not required to be audited. The original projections on which the budget was based have been affected by a number of factors. These include state and federal government decisions, including new grant programs, changing economic activity, environmental factors, and by decisions made by Council.

While these General Purpose Financial Statements include the original budget adopted by Council, the Act requires Council to review its financial budget on a quarterly basis, so it is able to manage the variation between actuals and budget that invariably occur during the year.

Material variations of more than 10% between original budget and actual results or where the variance is considered material by nature are explained below.

Variation Key: **F** = Favourable budget variation, **U** = Unfavourable budget variation.

\$ '000	2024 Budget	2024 Actual	2024 ----- Variance -----	
Revenues				
Rates and annual charges	11,869	12,110	241	2% F
User charges and fees	3,374	7,318	3,944	117% F
A significant amount of RMS Works was completed during the Financial Year.				
Other revenues	10,448	5,463	(4,985)	(48)% U
Delays in the building works created a misalignment in the income and expenditure.				
Operating grants and contributions	13,585	19,519	5,934	44% F
Council successfully secured grant funding throughout the Financial Year that was not anticipated.				
Capital grants and contributions	36,591	13,637	(22,954)	(63)% U
Budget included expected grant funds for the year. Actual includes adjustment for unspent grant funds transferred to liability for reporting as income next year				
Interest and investment revenue	29	1,025	996	3,434% F
Increase in interest rates throughout the Financial Year seen higher than expected returns on term deposits. Council also changed bank account types to earn interest on cash at bank.				
Other income	—	356	356	∞ F
Budget was included in other fees and charges.				

B5-1 Material budget variations (continued)

\$ '000	2024 Budget	2024 Actual	2024 ----- Variance -----	
Expenses				
Employee benefits and on-costs	14,909	15,651	(742)	(5)% U
Materials and services	12,293	18,436	(6,143)	(50)% U
Increased use of contractors to complete works within timeframes for funding deadlines.				
Borrowing costs	175	904	(729)	(417)% U
Increase in borrowings due to loans for Bingara administration and to cover the delay in payments for funded projects.				
Depreciation, amortisation and impairment of non-financial assets	8,377	10,496	(2,119)	(25)% U
Increase in depreciation due to indexation.				
Other expenses	3,510	722	2,788	79% F
Changes to the mapping for some other expenses being reallocated to the other categories created this variation. Budget also includes over allowances for various costs that did not materialise.				
Net losses from disposal of assets	–	2,955	(2,955)	∞ U
Statement of cash flows				
Cash flows from operating activities	2,897	26,755	23,858	824% F
Increase in cash inflow from higher return on interest and higher user fees and charges income than expected.				
Cash flows from investing activities	1,800	(21,695)	(23,495)	(1,305)% U
Actual includes expenditure for capitalisations transferred from budgeted for a operating activities				
Cash flows from financing activities	(1,500)	(1,053)	447	(30)% F
Cash inflow from financing activities increased because the actual cash at bank exceeded the budget, driven by the loan for the administration building and grant income.				

C Financial position**C1 Assets we manage****C1-1 Cash and cash equivalents**

	2024 \$ '000	2023 \$ '000
Cash assets		
Cash on hand and at bank	29,593	25,594
Cash equivalent assets		
– Deposits at call	3,423	3,415
Total cash and cash equivalents	33,016	29,009

Reconciliation of cash and cash equivalents

Total cash and cash equivalents per Statement of Financial Position	33,016	29,009
Balance as per the Statement of Cash Flows	33,016	29,009

Material accounting policy information

For Statement of Cash Flow presentation purposes, cash and cash equivalents include: cash on hand; deposits held at call with financial institutions; other short-term, highly liquid investments with original maturities of three months or less that are readily convertible to known amounts of cash and which are subject to an insignificant risk of changes in value; and bank overdrafts. Bank overdrafts are shown within borrowings in current liabilities on the Statement of Financial Position.

C1-2 Financial investments

	2024 Current \$ '000	2024 Non-current \$ '000	2023 Current \$ '000	2023 Non-current \$ '000
Total financial investments	–	–	–	–
Total cash assets, cash equivalents and investments	33,016	–	29,009	–

Material accounting policy information

Financial instruments are recognised initially on the date that the Council becomes party to the contractual provisions of the instrument.

On initial recognition, all financial instruments are measured at fair value plus transaction costs (except for instruments measured at fair value through profit or loss where transaction costs are expensed as incurred).

Financial assets

All recognised financial assets are subsequently measured in their entirety at either amortised cost or fair value, depending on the classification of the financial assets.

Classification

On initial recognition, Council classifies its financial assets into the following categories – those measured at:

- fair value through profit and loss (FVTPL)

Financial assets are not reclassified subsequent to their initial recognition.

Financial assets through profit or loss

All financial assets not classified as measured at amortised cost or fair value through other comprehensive income as described above are measured at fair value through profit or loss.

Net gains or losses, including any interest or dividend income, are recognised in profit or loss.

continued on next page ...

Page 32 of 74

C1-2 Financial investments (continued)

Council's financial assets measured at fair value through profit or loss comprise investments in Managed Funds in the Statement of Financial Position.

C1-3 Restricted and allocated cash, cash equivalents and investments

	2024 \$ '000	2023 \$ '000
(a) Externally restricted cash, cash equivalents and investments		
Total cash, cash equivalents and investments	33,016	29,009
Less: Externally restricted cash, cash equivalents and investments	(24,110)	(24,541)
Cash, cash equivalents and investments not subject to external restrictions	8,906	4,468
External restrictions		
External restrictions – included in liabilities		
External restrictions included in cash, cash equivalents and investments above comprise:		
Specific purpose unexpended loans – sewer	–	2,000
Aged care bonds	515	569
Specific purpose unexpended grants – general fund	8,971	10,603
External restrictions – included in liabilities	9,486	13,172
External restrictions – other		
External restrictions included in cash, cash equivalents and investments above comprise:		
Developer contributions – general	856	721
Regional and Local Roads Repair Program	6,258	3,412
Specific purpose unexpended grants – general fund	634	245
Water fund	1,318	1,235
Sewer fund	1,159	1,359
Waste management	4,399	4,397
External restrictions – other	14,624	11,369
Total external restrictions	24,110	24,541

Cash, cash equivalents and investments subject to external restrictions are those which are only available for specific use by Council due to a restriction placed by legislation or third-party contractual agreement.

C1-3 Restricted and allocated cash, cash equivalents and investments (continued)

	2024	2023
	\$ '000	\$ '000

(b) Internal allocations

Cash, cash equivalents and investments not subject to external restrictions

	8,906	4,468
--	--------------	--------------

Less: Internally restricted cash, cash equivalents and investments

	(6,899)	(3,964)
--	----------------	----------------

Unrestricted and unallocated cash, cash equivalents and investments

	2,007	504
--	--------------	------------

Internal allocations

At 30 June, Council has internally allocated funds to the following:

Employees leave entitlement	900	900
Deposits, retentions and bonds	70	64
Advance Payment Financial Assistance Grant	5,929	3,000
Total internal allocations	6,899	3,964

Cash, cash equivalents and investments not subject to external restrictions may be internally allocated by resolution or policy of the elected Council.

	2024	2023
	\$ '000	\$ '000

(c) Unrestricted and unallocated

Unrestricted and unallocated cash, cash equivalents and investments	2,007	504
--	--------------	------------

C1-4 Receivables

	2024 Current \$ '000	2024 Non-current \$ '000	2023 Current \$ '000	2023 Non-current \$ '000
Rates and annual charges	872	–	758	–
Interest and extra charges	95	–	43	–
User charges and fees	313	–	237	–
Accrued revenues				
– Other income accruals	–	–	1,645	–
Government grants and subsidies	856	–	4,657	–
Developer Contributions	–	–	–	–
Net GST receivable	289	–	555	–
Sundry trade debtors	149	–	46	–
Other debtors	81	–	56	–
Total	2,655	–	7,997	–
Less: provision for impairment				
User charges and fees	(5)	–	(5)	–
Sundry debtors	(119)	–	(119)	–
Total provision for impairment – receivables	(124)	–	(124)	–
Total net receivables	2,531	–	7,873	–

	2024 \$ '000	2023 \$ '000
Movement in provision for impairment of receivables		
Balance at the beginning of the year	124	124
Balance at the end of the year	124	124

C1-4 Receivables (continued)

Material accounting policy information

Receivables are recognised initially at fair value and subsequently measured at amortised cost using the effective interest method, less provision for impairment. Receivables are generally due for settlement within 30 days.

Impairment

Impairment of financial assets measured at amortised cost is recognised on an expected credit loss (ECL) basis.

When estimating ECL, Council considers reasonable and supportable information that is relevant and available without undue cost or effort. This includes both quantitative and qualitative information and analysis based on Council's historical experience and informed credit assessment, and including forward-looking information.

Council uses the simplified approach for trade receivables where the expected lifetime credit losses are recognised on day 1.

When considering the ECL for rates and annual charges debtors, Council takes into account that unpaid rates represent a charge against the rateable property that will be recovered when the property is next sold.

Credit losses are measured at the present value of the difference between the cash flows due to the entity in accordance with the contract, and the cash flows expected to be received. This is applied using a probability weighted approach.

Council writes off a receivable when there is information indicating that the debtor is in severe financial difficulty and there is no realistic prospect of recovery, e.g. when the debtor has been placed under liquidation or has entered into bankruptcy proceedings.

None of the receivables that have been written off are subject to enforcement activity.

Where Council renegotiates the terms of receivables due from certain customers, the new expected cash flows are discounted at the original effective interest rate and any resulting difference to the carrying value is recognised in profit or loss.

C1-5 Inventories

	2024	2024	2023	2023
	Current	Non-current	Current	Non-current
	\$ '000	\$ '000	\$ '000	\$ '000
(i) Inventories at cost				
Stores and materials	304	–	325	–
Total inventories at cost	304	–	325	–
Total inventories	304	–	325	–

Material accounting policy information

Raw materials and stores, work in progress and finished goods

Raw materials and stores, work in progress and finished goods are stated at the lower of cost and net realisable value.

Costs are assigned to individual items of inventory on the basis of weighted average costs. Costs of purchased inventory are determined after deducting rebates and discounts.

C1-6 Contract assets and Contract cost assets

	2024 Current \$ '000	2024 Non-current \$ '000	2023 Current \$ '000	2023 Non-current \$ '000
Contract assets	998	–	1,258	–
Total contract assets and contract cost assets	998	–	1,258	–

Contract assets

Construction of roads	–	–	–	–
Construction of recreation assets	386	–	1,236	–
Community assets	612	–	22	–
Total contract assets	998	–	1,258	–

Significant changes in contract assets

The rise in contracted assets can be attributed to delayed receipt of funding reimbursements, which were not received until the 2025 Financial Year.

Material accounting policy information

Contract assets

Contract assets represent Council's right to payment in exchange for goods or services the Council has transferred to a customer when that right is conditional on something other than the passage of time.

Contract assets arise when the amounts billed to customers are based on the achievement of various milestones established in the contract and therefore the amounts recognised as revenue in a given period do not necessarily coincide with the amounts billed to or certified by the customer. Once an invoice or payment claim is raised or the relevant milestone is reached, Council recognises a receivable.

Impairment of contract assets is assessed using the simplified expected credit loss model where lifetime credit losses are recognised on initial recognition.

Contract cost asset – costs to fulfil a contract

Where costs are incurred to fulfil a contract and these costs are outside the scope of another accounting standard, they are capitalised as contract cost assets if the following criteria are met:

- the costs relate directly to a contract
- the costs generate or enhance resources of Council that will be used to satisfy performance obligations in the future and
- the costs are expected to be recovered.

The capitalised costs are recognised in the Income statement on a systematic basis consistent with the timing of revenue recognition.

Refer to B3-4 for the accounting policy for impairment of contract cost assets.

C1-7 Infrastructure, property, plant and equipment

	At 1 July 2023			Asset movements during the reporting period									At 30 June 2024		
	Gross carrying amount	Accumulated depreciation and impairment	Net carrying amount	Additions renewals ¹	Additions new assets	Carrying value of disposals	Depreciation expense	Impairment loss / revaluation decrements (recognised in equity)	Impairment reversal recognised in equity (ARR)	WIP transfers	Adjustments and transfers	Revaluation increments to equity (ARR)	Gross carrying amount	Accumulated depreciation and impairment	Net carrying amount
By aggregated asset class	\$ '000	\$ '000	\$ '000	\$ '000	\$ '000	\$ '000	\$ '000	\$ '000	\$ '000	\$ '000	\$ '000	\$ '000	\$ '000	\$ '000	\$ '000
Capital work in progress	16,669	—	16,669	11,410	1,859	—	—	—	—	(5,918)	(58)	—	23,962	—	23,962
Plant and equipment ³	29,399	(16,416)	12,983	—	1,857	(258)	(1,496)	—	—	—	—	151	29,912	(16,675)	13,237
Office equipment	1,305	(925)	380	—	124	—	(102)	—	—	—	—	—	1,430	(1,028)	402
Furniture and fittings	1,423	(731)	692	—	166	(3)	(54)	—	—	—	—	—	1,576	(775)	801
Land:															
– Operational land	6,593	—	6,593	—	611	(8)	—	—	—	—	—	500	7,696	—	7,696
– Community land	3,472	—	3,472	—	—	—	—	—	—	—	—	241	3,713	—	3,713
Land improvements – depreciable	255	(12)	243	—	—	—	(6)	—	—	—	—	16	272	(19)	253
Infrastructure:															
– Buildings – non-specialised	46,195	(17,868)	28,327	36	—	(2,474)	(612)	—	1,919	—	—	1,891	45,245	(16,158)	29,087
– Buildings – specialised	46,035	(11,745)	34,290	46	597	(290)	(538)	—	—	838	—	2,429	50,275	(12,903)	37,372
– Other structures	10,820	(2,892)	7,928	—	189	—	(223)	—	—	188	—	263	11,562	(3,217)	8,345
– Roads	249,302	(49,743)	199,559	2,401	250	—	(5,872)	(1,602)	2,791	2,613	—	10,561	267,596	(56,895)	210,701
– Bridges	52,238	(10,850)	41,388	—	228	(124)	(373)	(41)	204	94	—	2,222	55,225	(11,627)	43,598
– Footpaths	3,379	(1,646)	1,733	—	493	(75)	(38)	—	—	320	—	131	4,253	(1,689)	2,564
– Bulk earthworks (non-depreciable)	101,746	—	101,746	795	—	(184)	—	—	—	187	—	5,406	107,950	—	107,950
– Stormwater drainage	6,614	(1,856)	4,758	66	28	—	(60)	—	—	30	—	245	7,080	(2,013)	5,067
– Water supply network	27,473	(8,890)	18,583	83	981	—	(470)	—	—	740	—	1,010	30,761	(9,834)	20,927
– Sewerage network	18,958	(5,741)	13,217	256	1,004	—	(227)	—	—	908	—	769	22,197	(6,270)	15,927
– Swimming pools	3,883	(973)	2,910	—	—	—	(56)	—	—	—	—	93	4,010	(1,063)	2,947
Other assets:															
– Other	233	(96)	137	—	—	—	(10)	—	—	—	—	—	233	(106)	127
Reinstatement, rehabilitation and restoration assets:															
– Quarry assets	252	(112)	140	—	—	—	(23)	—	—	—	(42)	—	210	(135)	75
– Tip assets	4,318	(2,004)	2,314	—	—	—	(336)	—	—	—	(1,154)	—	3,164	(2,340)	824
Total infrastructure, property, plant and equipment	630,562	(132,500)	498,062	15,093	8,387	(3,416)	(10,496)	(1,643)	4,914	—	(1,254)	25,928	678,322	(142,747)	535,575

(1) Renewals are defined as the replacement of existing assets (as opposed to the acquisition of new assets).

C1-7 Infrastructure, property, plant and equipment (continued)

	At 1 July 2022 ¹			Asset movements during the reporting period										At 30 June 2023		
	Gross carrying amount ²	Accumulated depreciation and impairment	Net carrying amount ³	Additions renewals ¹	Additions new assets	Carrying value of disposals	Depreciation expense	Impairment reversal recognised in equity (ARR)	WIP transfers	Adjustments and transfers	Contributed (from Note B2-4)	Impairment decrements to equity (ARR) ²	Revaluation increments to equity (ARR)	Gross carrying amount ²	Accumulated depreciation and impairment	Net carrying amount
By aggregated asset class	\$ '000	\$ '000	\$ '000	\$ '000	\$ '000	\$ '000	\$ '000	\$ '000	\$ '000	\$ '000	\$ '000	\$ '000	\$ '000	\$ '000	\$ '000	\$ '000
Capital work in progress	7,319	—	7,319	3,552	10,726	—	—	—	(4,865)	(63)	—	—	—	16,669	—	16,669
Plant and equipment	28,123	(15,436)	12,687	—	1,441	(224)	(1,433)	—	—	(24)	537	—	—	29,399	(16,416)	12,983
Office equipment	1,271	(822)	449	—	34	—	(104)	—	—	—	—	—	—	1,305	(925)	380
Furniture and fittings	1,310	(682)	628	—	112	—	(48)	—	—	—	—	—	—	1,423	(731)	692
Land:																
– Operational land	6,171	—	6,171	—	53	(70)	—	—	—	—	—	—	440	6,593	—	6,593
– Community land	3,160	—	3,160	—	81	—	—	—	—	—	—	—	232	3,472	—	3,472
Land improvements – depreciable	201	(5)	196	—	—	—	(6)	—	38	—	—	—	16	255	(12)	243
Infrastructure:																
– Buildings – non-specialised	43,045	(16,209)	26,836	318	15	(436)	(600)	—	303	—	—	—	1,890	46,195	(17,868)	28,327
– Buildings – specialised	42,518	(10,453)	32,065	—	284	—	(508)	—	161	—	—	—	2,288	46,035	(11,745)	34,290
– Other structures	9,655	(2,550)	7,105	—	353	—	(202)	—	286	—	—	—	385	10,820	(2,892)	7,928
– Roads	228,330	(40,394)	187,936	3,207	—	(40)	(5,170)	1,164	4,005	—	—	(3,009)	11,466	249,302	(49,743)	199,559
– Bridges	49,334	(9,921)	39,413	—	—	—	(355)	—	—	—	—	—	2,330	52,238	(10,850)	41,388
– Footpaths	3,118	(1,523)	1,595	—	—	—	(32)	—	72	—	—	—	97	3,379	(1,646)	1,733
– Bulk earthworks (non-depreciable)	95,041	—	95,041	1,036	—	(9)	—	—	—	—	—	—	5,678	101,746	—	101,746
– Stormwater drainage	4,538	(2,378)	2,160	—	—	(6)	(40)	—	—	—	—	—	2,644	6,614	(1,856)	4,758
– Water supply network	25,116	(9,537)	15,579	66	—	(67)	(358)	—	—	(2)	—	—	3,366	27,473	(8,890)	18,583
– Sewerage network	14,537	(8,890)	5,647	51	—	(82)	(176)	—	—	26	—	—	7,752	18,958	(5,741)	13,217
– Swimming pools	3,694	(871)	2,823	—	—	—	(54)	—	—	—	—	—	141	3,883	(973)	2,910
Other assets:																
– Other	233	(86)	147	—	—	—	(10)	—	—	—	—	—	—	233	(96)	137
Reinstatement, rehabilitation and restoration assets:																
– Tip assets	6,328	(1,542)	4,786	—	—	—	(462)	—	—	(2,010)	—	—	—	4,318	(2,004)	2,314
– Quarry assets	372	(33)	339	—	—	—	(79)	—	—	(121)	—	—	—	252	(112)	140
Total infrastructure, property, plant and equipment	573,414	(121,332)	452,082	8,230	13,099	(934)	(9,637)	1,164	—	(2,194)	537	(3,009)	38,725	630,562	(132,500)	498,062

(1) Renewals are defined as the replacement of existing assets (as opposed to the acquisition of new assets).

continued on next page ...

Page 40 of 74

C1-7 Infrastructure, property, plant and equipment (continued)

Material accounting policy information

Initial recognition of infrastructure, property, plant and equipment (IPPE)

IPPE is measured initially at cost. Cost includes the fair value of the consideration given to acquire the asset (net of discounts and rebates) and any directly attributable cost of bringing the asset to working condition for its intended use (inclusive of import duties and taxes).

When infrastructure, property, plant and equipment is acquired by Council at significantly below fair value, the assets are initially recognised at their fair value at acquisition date.

Subsequent costs are included in the asset's carrying amount or recognised as a separate asset, as appropriate, only when it is probable that future economic benefits associated with the item will flow to Council and the cost of the item can be measured reliably. All other repairs and maintenance are charged to the Income Statement during the financial period in which they are incurred.

Useful lives of IPPE

Land is not depreciated. Depreciation on other assets is calculated using the straight-line method to allocate their cost, net of their residual values, over their estimated useful lives as follows:

Plant and equipment	Years	Other equipment	Years
Office equipment	5 to 20	Playground equipment	5 to 15
Office furniture	9 to 30	Benches, seats etc.	10 to 20
Vehicles, plant and equipment	5 to 50	Other structures	5 to 100
Water and sewer assets		Buildings	
Dams and reservoirs	80 to 100	Buildings	8 to 262
Bores	20 to 40		
Reticulation pipes: PVC	70 to 80	Stormwater assets	
Reticulation pipes: other	25 to 75	Drains	80 to 100
Pumps and telemetry	15 to 20	Culverts	50 to 80
Transportation assets		Other infrastructure assets	
Sealed roads: surface	20 to 36	Bulk earthworks	infinite
Sealed roads: structure	36 to 200	Swimming pools	60
Unsealed roads	12 to 200	Other Assets	10 to 100
Bridge: concrete	150		
Bridge: other	100		
Kerb and gutter	100		
Footpaths	100		

The assets' residual values and useful lives are reviewed, and adjusted if appropriate, at each reporting date.

Revaluation model

Infrastructure, property, plant and equipment are held at fair value. Comprehensive valuations are performed at least every 5 years, however the carrying amount of assets is assessed by Council at each reporting date to confirm that it is not materially different from current fair value.

Water and sewerage network assets are indexed at each reporting period in accordance with the Rates Reference Manual issued by Department of Planning, Industry and Environment – Water.

Increases in the carrying amounts arising on revaluation are credited to the IPPE revaluation reserve. To the extent that the increase reverses a decrease previously recognising profit or loss relating to that asset class, the increase is first recognised as profit or loss. Decreases that reverse previous increases of assets in the same class are first charged against IPPE revaluation reserve to the extent of the remaining reserve attributable to the class; all other decreases are charged to the Income Statement.

Land under roads

Land under roads is land under roadways and road reserves including land under footpaths, nature strips and median strips.

Council has elected not to recognise land under roads acquired before 1 July 2008 in accordance with the accounting policy.

continued on next page ...

Page 41 of 74

C1-7 Infrastructure, property, plant and equipment (continued)

Crown reserves

Crown reserves under Council's care and control are recognised as assets of the Council. While ownership of the reserves remains with the Crown, Council retains operational control of the reserves and is responsible for their maintenance and use in accordance with the specific purposes to which the reserves are dedicated.

Improvements on Crown reserves are also recorded as assets, while maintenance costs incurred by Council and revenues relating to the reserves are recognised within Council's Income Statement.

Rural Fire Service assets

Under Section 119 of the *Rural Fires Act 1997*, "all firefighting equipment purchased or constructed wholly or from money to the credit of the Fund is to be vested in the council of the area for or on behalf of which the firefighting equipment has been purchased or constructed".

Until such time as discussions on this matter have concluded and the legislation changed, Council will continue to recognise rural fire service assets including land, buildings, plant and vehicles.

C2 Leasing activities

C2-1 Council as a lessee

Council has leases over buildings and photocopiers. Information relating to the leases in place and associated balances and transactions is provided below.

Terms and conditions of leases

Buildings

Council leases 65 Maitland Street, Bingara, for Landcare to operate. This lease is for 2 years and expires on 19 November 2025.

Council leases the property located at 48 Maitland Street, Bingara, for its IT office. The lease term is 6 months and is set to expire on 17 December 2022. No new lease agreement has been signed as of the date of the financial statement.

Council leases the former St Mary's school for community purposes. The initial lease term was for 3 years, expiring on 30 June 2021. This lease has been renewed and is now set to expire on 30 June 2024. No new lease agreement has been signed beyond this date.

Right of Use Assets have not been bought in for these leases as they are short-term with low annual rental.

Office and IT equipment

Leases for photocopiers are for low value assets. The leases are for 5 years with no renewal option, the payments are fixed, however the leases include variable payments based on usage.

(a) Income Statement

The amounts recognised in the Income Statement relating to leases where Council is a lessee are shown below:

	2024 \$ '000	2023 \$ '000
Variable lease payments based on usage not included in the measurement of lease liabilities	32	43
Expenses relating to leases of low-value assets	19	8
	51	51

(b) Statement of Cash Flows

Total cash outflow for leases	51	51
	51	51

(c) Leases at significantly below market value – concessionary / peppercorn leases

Council has a lease at significantly below market value for a building which is used for:

- a gymnasium

The lease is on-going at council discretion and requires a payment of a maximum amount of \$10 per year. The use of the right-to-use asset is restricted by the lessors to specified community services which Council must provide, these services are detailed in the leases.

Council does not believe that the lease in place is material from a statement of financial position or performance perspective.

Material accounting policy information

At inception of a contract, Council assesses whether a lease exists – i.e. does the contract convey the right to control the use of an identified asset for a period of time in exchange for consideration?

C2-1 Council as a lessee (continued)

Council has elected not to separate non-lease components from lease components for any class of asset and has accounted for payments as a single component.

At the lease commencement, Council recognises a right-of-use asset and associated lease liability for the lease term. The lease term includes extension periods where Council believes it is reasonably certain that the option will be exercised.

The right-of-use asset is measured using the cost model where cost on initial recognition comprises: the lease liability, initial direct costs, prepaid lease payments, estimated cost of removal and restoration, less any lease incentives received. The right-of-use asset is depreciated over the lease term on a straight-line basis and assessed for impairment in accordance with the impairment of asset accounting policy.

The lease liability is initially recognised at the present value of the remaining lease payments at the commencement of the lease. The discount rate is the rate implicit in the lease, however where this cannot be readily determined then the Council's incremental borrowing rate for a similar term with similar security is used.

Subsequent to initial recognition, the lease liability is measured at amortised cost using the effective interest rate method. The lease liability is re-measured when there is a lease modification, or change in estimate of the lease term or index upon which the lease payments are based (e.g. CPI).

Where the lease liability is re-measured, the right-of-use asset is adjusted to reflect the re-measurement.

Exceptions to lease accounting

Council has applied the exceptions to lease accounting for both short-term leases (i.e. leases with a term of less than or equal to 12 months) and leases of low-value assets. Council recognises the payments associated with these leases as an expense on a straight-line basis over the lease term.

Leases at significantly below market value / Concessionary leases

Council has elected to measure the right of use asset arising from the concessionary leases at cost which is based on the associated lease liability at initial recognition.

C2-2 Council as a lessor

Operating leases

Council leases out a number of properties for housing, caravan park residents, medical centres, cafe and commercial premises; these leases have been classified as operating leases for financial reporting purposes and the assets are included as IPP&E (refer Note C1-7). They have not been classified under AASB 140 Investment Property as they are either occupied by council employees, aged and permanent residents or held for strategic purposes.

The amounts recognised in the Income Statement relating to operating leases where Council is a lessor are shown below:

	2024 \$ '000	2023 \$ '000
--	-----------------	-----------------

(i) Assets held as property, plant and equipment

Council leases out a number of properties for housing, caravan park residents, medical centres, cafe and commercial premises, the table relates to operating leases on assets disclosed in note C1-7.

Lease income (excluding variable lease payments not dependent on an index or rate)	356	306
Total income relating to operating leases for Council assets	356	306

(iii) Maturity analysis of undiscounted lease payments to be received after reporting date for all operating leases:

< 1 year	259	259
1–2 years	259	259
2–3 years	259	259

continued on next page ...

Page 44 of 74

C2-2 Council as a lessor (continued)

	2024 \$ '000	2023 \$ '000
3–4 years	259	259
4–5 years	259	259
> 5 years	259	259
Total undiscounted lease payments to be received	1,554	1,554

Material accounting policy information

When Council is a lessor, the lease is classified as either an operating or finance lease at inception date, based on whether substantially all of the risks and rewards incidental to ownership of the asset have been transferred to the lessee. If the risks and rewards have been transferred then the lease is classified as a finance lease, otherwise it is an operating lease.

When Council has a sub-lease over an asset and is the intermediate lessor then the head lease and sub-lease are accounted for separately. The classification of the sub-lease is based on the right-of-use asset which arises from the head lease rather than the useful life of the underlying asset.

If the lease contains lease and non-lease components, the non-lease components are accounted for in accordance with AASB 15 *Revenue from Contracts with Customers*.

The lease income is recognised on a straight-line basis over the lease term for an operating lease and as finance income using amortised cost basis for finance leases.

C3 Liabilities of Council

C3-1 Payables

	2024 Current \$ '000	2024 Non-current \$ '000	2023 Current \$ '000	2023 Non-current \$ '000
Goods and services – operating expenditure	729	–	550	–
Accrued expenses:				
– Borrowings	37	–	42	–
– Other expenditure accruals	1,010	–	2,019	–
Prepaid rates	308	–	348	–
Security bonds, deposits and retentions	75	–	69	–
Aged care deposits and bonds	2,582	–	1,431	–
Sundry	19	–	11	–
Other	150	–	131	–
Total payables	4,910	–	4,601	–

Current payables not anticipated to be settled within the next twelve months

	2024 \$ '000	2023 \$ '000
The following liabilities, even though classified as current, are not expected to be settled in the next 12 months.		
Payables – security bonds, deposits and retentions	2,137	773
Total payables	2,137	773

Material accounting policy information

Council measures all financial liabilities initially at fair value less transaction costs, subsequently financial liabilities are measured at amortised cost using the effective interest rate method.

Payables

Payables represent liabilities for goods and services provided to Council prior to the end of financial year that are unpaid. The amounts are unsecured and are usually paid within 30 days of recognition.

C3-2 Contract Liabilities

		2024 Current \$ '000	2024 Non-current \$ '000	2023 Current \$ '000	2023 Non-current \$ '000
	Notes				
Grants and contributions received in advance:					
Unexpended capital grants (to construct Council controlled assets)	(i)	7,617	–	9,533	–
Unexpended operating grants (received prior to performance obligation being satisfied)	(ii)	162	–	263	–
Total contract liabilities		7,779	–	9,796	–

Notes

(i) Council has received funding to construct assets including sporting and aged care facilities, and other infrastructure. The funds received are under an enforceable contract which require Council to construct an identified asset which will be under Council's control on completion. The revenue is recognised as Council constructs the asset and the contract liability reflects the funding received which cannot yet be recognised as revenue. The revenue is expected to be recognised in the next 12 months.

(ii) The contract liability relates to grants received prior to the revenue recognition criteria in AASB 15 and AASB 1058 being satisfied since the performance obligations are ongoing.

Revenue recognised that was included in the contract liability balance at the beginning of the period

	2024 \$ '000	2023 \$ '000
Grants and contributions received in advance:		
Capital grants (to construct Council controlled assets)	841	2,804
Operating grants (received prior to performance obligation being satisfied)	22	–
Total revenue recognised that was included in the contract liability balance at the beginning of the period	863	2,804

Material accounting policy information

Contract liabilities are recorded when consideration is received from a customer / fund provider prior to Council transferring a good or service to the customer, Council presents the funds which exceed revenue recognised as a contract liability.

C3-3 Borrowings

	2024 Current \$ '000	2024 Non-current \$ '000	2023 Current \$ '000	2023 Non-current \$ '000
Loans – secured ¹	669	9,295	1,064	9,953
Total borrowings	669	9,295	1,064	9,953

(1) Loans are secured over the general rating income of Council.

Disclosures on liability interest rate risk exposures, fair value disclosures and security can be found in Note E1-1.

(a) Changes in liabilities arising from financing activities

	2023		Non-cash movements				2024
	Opening Balance \$ '000	Cash flows \$ '000	Acquisition \$ '000	Fair value changes \$ '000	Acquisition due to change in accounting policy \$ '000	Other non-cash movement \$ '000	Closing balance \$ '000
Loans – secured	11,017	(1,053)	–	–	–	–	9,964
Total liabilities from financing activities	11,017	(1,053)	–	–	–	–	9,964

	2022		Non-cash movements				2023
	Opening Balance \$ '000	Cash flows \$ '000	Acquisition \$ '000	Fair value changes \$ '000	Acquisition due to change in accounting policy \$ '000	Other non-cash movement \$ '000	Closing balance \$ '000
Loans – secured	6,006	(1,989)	7,000	–	–	–	11,017
Total liabilities from financing activities	6,006	(1,989)	7,000	–	–	–	11,017

(b) Financing arrangements

	2024 \$ '000	2023 \$ '000
Total facilities		
Bank overdraft facilities ¹	500	500
Credit cards/purchase cards	100	100
Total financing arrangements	600	600
Drawn facilities		
– Credit cards/purchase cards	27	28
Total drawn financing arrangements	27	28
Undrawn facilities		
– Bank overdraft facilities	500	500
– Credit cards/purchase cards	73	72
Total undrawn financing arrangements	573	572

(1) The bank overdraft facility may be drawn at any time and may be terminated by the bank without notice.

Material accounting policy information

Council measures all financial liabilities initially at fair value less transaction costs, subsequently financial liabilities are measured at amortised cost using the effective interest rate method.

Fees paid on the establishment of loan facilities are recognised as transaction costs of the loan to the extent that it is probable that some or all of the facility will be drawn down.

continued on next page ...

Page 48 of 74

C3-3 Borrowings (continued)

Borrowings are removed from the Statement of Financial Position when the obligation specified in the contract is discharged, cancelled or expired. The difference between the carrying amount of a financial liability that has been extinguished or transferred to another party and the consideration paid, including any non-cash assets transferred or liabilities assumed, is recognised in other income or borrowing costs.

C3-4 Employee benefit provisions

	2024 Current \$ '000	2024 Non-current \$ '000	2023 Current \$ '000	2023 Non-current \$ '000
Annual leave	1,692	–	1,464	–
Long service leave	1,944	155	1,893	147
Total employee benefit provisions	3,636	155	3,357	147

Current employee benefit provisions not anticipated to be settled within the next twelve months

	2024 \$ '000	2023 \$ '000
The following provisions, even though classified as current, are not expected to be settled in the next 12 months.		
Provisions – employees benefits	1,933	3,101
	1,933	3,101

Material accounting policy information

Employee benefit provisions are presented as current liabilities in the Statement of Financial Position if Council does not have an unconditional right to defer settlement for at least 12 months after the reporting date, regardless of when the actual settlement is expected to occur and therefore all annual leave and vested long service leave (or that which vests within 12 months) is presented as current.

Short-term obligations

Liabilities for wages and salaries (including non-monetary benefits, annual leave and accumulating sick leave expected to be wholly settled within 12 months after the end of the period in which the employees render the related service) are recognised in respect of employees' services up to the end of the reporting period and are measured at the amounts expected to be paid when the liabilities are settled. The liability for annual leave and accumulating sick leave is recognised in the provision for employee benefits. All other short-term employee benefit obligations are presented as payables.

Other long-term employee benefit obligations

The liability for long-service leave and annual leave that is not expected to be wholly settled within 12 months after the end of the period in which the employees render the related service is recognised in the provision for employee benefits and measured as the present value of expected future payments to be made in respect of services provided by employees up to the end of the reporting period using the projected unit credit method. Consideration is given to expected future wage and salary levels, experience of employee departures, and periods of service. Expected future payments are discounted using market yields at the end of the reporting period on national government bonds with terms to maturity and currency that match, as closely as possible, the estimated future cash outflows.

On-costs

The employee benefit provisions include the aggregate on-cost liabilities that will arise when payment of current employee benefits is made in future periods.

These amounts include superannuation, payroll tax and workers compensation expenses which will be payable upon the future payment of certain leave liabilities which employees are entitled to at the reporting period.

C3-5 Provisions

	2024 Current \$ '000	2024 Non-Current \$ '000	2023 Current \$ '000	2023 Non-Current \$ '000
Asset remediation/restoration:				
Asset remediation/restoration (future works)	158	3,632	61	4,821
Total provisions	158	3,632	61	4,821

Description of and movements in provisions

	Other provisions	
	Asset remediation \$ '000	Total \$ '000
2024		
At beginning of year	4,882	4,882
Remeasurement effects	(1,092)	(1,092)
Total other provisions at end of year	3,790	3,790
2023		
At beginning of year	6,847	6,847
Unwinding of discount	168	168
Remeasurement effects	(2,133)	(2,133)
Total other provisions at end of year	4,882	4,882

Nature and purpose of provisions

Asset remediation

Council has a legal/public obligation to make, restore, rehabilitate and reinstate the council tip and quarry.

Material accounting policy information

Provisions are recognised when Council has a present legal or constructive obligation as a result of past events, it is probable that an outflow of resources will be required to settle the obligation, and the amount has been reliably estimated.

Where there are a number of similar obligations, the likelihood that an outflow will be required in settlement is determined by considering the class of obligations as a whole. A provision is recognised even if the likelihood of an outflow with respect to any one item included in the same class of obligations may be small.

Provisions are measured at the present value of management's best estimate of the expenditure required to settle the present obligation at the reporting date. The discount rate used to determine the present value reflects current market assessments of the time value of money and the risks specific to the liability. The increase in the provision due to the passage of time is recognised as a borrowing cost.

Asset remediation – tips and quarries

Close-down and restoration costs include the dismantling and demolition of infrastructure, and the removal of residual materials and remediation of disturbed areas. Estimated close-down and restoration costs are provided for in the accounting period when the obligation arising from the related disturbance occurs, whether this occurs during the development or during the operation phase, based on the net present value of estimated future costs. Provisions for close-down and restoration costs do not include any additional obligations which are expected to arise from future disturbance. The cost estimates are calculated annually during the life of the operation to reflect known developments, e.g. updated cost estimates and revisions to the estimated lives of operations, and are subject to formal review at regular intervals.

The ultimate cost of environmental remediation is uncertain and cost estimates can vary in response to many factors, including changes to the relevant legal requirements, the emergence of new restoration techniques, or experience at other locations. The expected timing of expenditure can also change, for example in response to changes in quarry reserves or production rates. As a result, there could be significant adjustments to the provision for close down and restoration and environmental clean-up, which would affect future financial results.

Other movements in the provisions for close-down and restoration costs, including those resulting from new disturbance, updated cost estimates, changes to the estimated lives of operations, and revisions to discount rates, are capitalised within infrastructure, property, plant and equipment. These costs are then depreciated over the lives of the assets to which they relate.

C3-5 Provisions (continued)

The cost estimate for landfill rehabilitation has been based on phytocapping treatment which is yet to be approved by the EPA that recommends clay compaction. Estimated costs will increase if the EPA does not approve the different rehabilitation treatment.

C4 Reserves

C4-1 Nature and purpose of reserves

IPPE Revaluation reserve

The infrastructure, property, plant and equipment (IPPE) revaluation reserve is used to record increments and decrements in the revaluation of infrastructure, property, plant and equipment.

D Council structure

D1 Results by fund

General fund refers to all Council activities other than water and sewer. All amounts disclosed in this note are gross i.e. inclusive of internal charges and recoveries made between the funds. Assets and liabilities shown in the water and sewer columns are restricted for use for these activities.

D1-1 Income Statement by fund

	General 2024 \$ '000	Water 2024 \$ '000	Sewer 2024 \$ '000
Income from continuing operations			
Rates and annual charges	10,340	910	860
User charges and fees	6,093	1,081	144
Interest and investment revenue	997	14	14
Other revenues	5,452	5	6
Grants and contributions provided for operating purposes	19,519	—	—
Grants and contributions provided for capital purposes	13,539	80	18
Other income	356	—	—
Total income from continuing operations	56,296	2,090	1,042
Expenses from continuing operations			
Employee benefits and on-costs	14,745	506	400
Materials and services	16,827	1,154	455
Borrowing costs	693	74	137
Depreciation, amortisation and impairment of non-financial assets	9,758	502	236
Other expenses	719	2	1
Net losses from the disposal of assets	2,955	—	—
Total expenses from continuing operations	45,697	2,238	1,229
Operating result from continuing operations	10,599	(148)	(187)
Net operating result for the year	10,599	(148)	(187)
Net operating result for the year before grants and contributions provided for capital purposes	(2,940)	(228)	(205)

D1-2 Statement of Financial Position by fund

	General 2024 \$ '000	Water 2024 \$ '000	Sewer 2024 \$ '000
ASSETS			
Current assets			
Cash and cash equivalents	30,539	1,318	1,159
Receivables	1,984	413	134
Inventories	279	24	1
Contract assets and contract cost assets	998	—	—
Other	10	—	—
Total current assets	33,810	1,755	1,294
Non-current assets			
Infrastructure, property, plant and equipment	496,295	21,061	18,219
Total non-current assets	496,295	21,061	18,219
Total assets	530,105	22,816	19,513
LIABILITIES			
Current liabilities			
Payables	4,877	33	—
Contract liabilities	7,779	—	—
Borrowings	464	155	50
Employee benefit provision	3,636	—	—
Provisions	158	—	—
Total current liabilities	16,914	188	50
Non-current liabilities			
Borrowings	6,653	740	1,902
Employee benefit provision	155	—	—
Provisions	3,632	—	—
Total non-current liabilities	10,440	740	1,902
Total liabilities	27,354	928	1,952
Net assets	502,751	21,888	17,561
EQUITY			
Accumulated surplus	298,982	12,862	8,122
Revaluation reserves	203,769	9,026	9,439
Total equity	502,751	21,888	17,561

E Risks and accounting uncertainties

E1-1 Risks relating to financial instruments held

Council's overall risk management program focuses on the unpredictability of financial markets and seeks to minimise potential adverse effects on the financial performance of the Council.

Council's objective is to maximise its return on cash and investments whilst maintaining an adequate level of liquidity and preserving capital. The finance team manages the cash and Investments portfolio with the assistance of independent advisors. Council has an investment policy which complies with the s 625 of the Act and the Ministerial Investment Order. The policy is regularly reviewed by Council and a monthly investment report is provided to Council setting out the make-up performance of the portfolio as required by local government regulations.

Council does not engage in transactions expressed in foreign currencies and is therefore not subject to foreign currency risk.

Financial risk management is carried out by the finance team under policies approved by the Councillors.

The fair value of Council's financial assets and financial liabilities approximates their carrying amount.

The risks associated with the instruments held are:

- **Price risk** – the risk that the capital value of Investments may fluctuate due to changes in market prices, whether these changes are caused by factors specific to individual financial instruments or their issuers or are caused by factors affecting similar instruments traded in a market.
- **Interest rate risk** – the risk that movements in interest rates could affect returns and income.
- **Liquidity risk** – the risk that Council will not be able to pay its debts as and when they fall due.
- **Credit risk** – the risk that the investment counterparty will not complete their obligations particular to a financial instrument, resulting in a financial loss to Council – be it of a capital or income nature.

Council manages these risks (amongst other measures) by diversifying its portfolio and only purchasing investments with high credit ratings or capital guarantees.

(a) Market risk – interest rate and price risk

	2024 \$ '000	2023 \$ '000
The impact on result for the year and equity of a reasonably possible movement in the interest rates is shown below. The reasonably possible movements were determined based on historical movements and economic conditions in place at the reporting date.		
Impact of a 1% movement in interest rates		
– Equity / Income Statement	231	180

E1-1 Risks relating to financial instruments held (continued)

(b) Credit risk

Council's major receivables comprise rates, annual charges, user charges and fees.

Council manages the credit risk associated with these receivables by monitoring outstanding debt and employing stringent debt recovery procedures.

The credit risk for liquid funds and other short-term financial assets is considered negligible, since the counterparties are reputable banks with high quality external credit ratings.

There are no significant concentrations of credit risk other than Council has significant credit risk exposures in its local area given the nature of Council activities.

The maximum exposure to credit risk at the reporting date is the carrying amount of each class of receivable in the financial statements.

There are no material receivables that have been subjected to a re-negotiation of repayment terms.

Credit risk profile

Receivables – rates and annual charges

Credit risk on rates and annual charges is minimised by the ability of Council to recover these debts as a secured charge over the land; that is, the land can be sold to recover the debt. Council is also able to charge interest on overdue rates and annual charges at higher than market rates which further encourages payment.

	<i>Not yet overdue \$ '000</i>	<i>overdue rates and annual charges < 5 years \$ '000</i>	<i>≥ 5 years \$ '000</i>	<i>Total \$ '000</i>
2024				
Gross carrying amount	–	645	227	872
2023				
Gross carrying amount	–	558	200	758

Receivables - non-rates and annual charges and contract assets

Council applies the simplified approach for non-rates and annual charges debtors and contract assets to provide for expected credit losses, which permits the use of the lifetime expected loss provision at inception. To measure the expected credit losses, non-rates and annual charges debtors and contract assets have been grouped based on shared credit risk characteristics and the days past due.

The loss allowance provision is determined as follows. The expected credit losses incorporate forward-looking information.

	<i>Not yet overdue \$ '000</i>	<i>0 - 30 days \$ '000</i>	<i>Overdue debts 31 - 60 days \$ '000</i>	<i>61 - 90 days \$ '000</i>	<i>> 91 days \$ '000</i>	<i>Total \$ '000</i>
2024						
Gross carrying amount	2,417	7	94	2	261	2,781
Expected loss rate (%)	0.00%	0.00%	0.00%	0.00%	10.12%	0.95%
ECL provision	–	–	–	–	26	26
2023						
Gross carrying amount	8,434	21	8	5	29	8,497
Expected loss rate (%)	0.00%	0.00%	0.00%	0.00%	45.60%	0.16%
ECL provision	–	–	–	–	13	13

continued on next page ...

Page 56 of 74

E1-1 Risks relating to financial instruments held (continued)

(c) Liquidity risk

Payables and borrowings are both subject to liquidity risk; that is, the risk that insufficient funds may be on hand to meet payment obligations as and when they fall due.

Council manages this risk by monitoring its cash flow requirements and liquidity levels, and by maintaining an adequate cash buffer. Payment terms can be extended, and overdraft facilities drawn upon in extenuating circumstances.

Borrowings are also subject to interest rate risk: the risk that movements in interest rates could adversely affect funding costs. Council manages this risk through diversification of borrowing types, maturities and interest rate structures.

The finance team regularly reviews interest rate movements to determine if it would be advantageous to refinance or renegotiate part or all of the loan portfolio.

The timing of cash flows presented in the table below to settle financial liabilities reflects the earliest contractual settlement dates. The timing of expected outflows is not expected to be materially different from contracted cashflows.

The amounts disclosed in the table are the undiscounted contracted cash flows for non-lease liabilities and therefore the balances in the table may not equal the balances in the Statement of Financial Position due to the effect of discounting.

	Weighted average interest rate %	Subject to no maturity \$ '000	payable in: ≤ 1 Year \$ '000	1 - 5 Years \$ '000	> 5 Years \$ '000	Total contractu al cash flows \$ '000	Actual carrying values \$ '000
2024							
Payables	0.00%	75	4,652	330	–	5,057	4,910
Borrowings	6.86%	–	688	2,625	6,617	9,930	9,964
Total financial liabilities		75	5,340	2,955	6,617	14,987	14,874
2023							
Payables	0.00%	69	4,257	275	–	4,601	4,601
Borrowings	7.10%	–	1,154	3,052	10,255	14,461	11,017
Total financial liabilities		69	5,411	3,327	10,255	19,062	15,618

E2-1 Fair value measurement

The Council measures the following asset and liability classes at fair value on a recurring basis:

– Infrastructure, property, plant and equipment

The fair value of assets and liabilities must be estimated in accordance with various accounting standards for either recognition and measurement requirements or for disclosure purposes.

AASB 13 Fair Value Measurement requires all assets and liabilities measured at fair value to be assigned to a 'level' in the fair value hierarchy as follows:

Level 1: Unadjusted quoted prices in active markets for identical assets or liabilities that the entity can access at the measurement date.

Level 2: Inputs other than quoted prices included within level 1 that are observable for the asset or liability, either directly or indirectly.

Level 3: Inputs for the asset or liability that are not based on observable market data (unobservable inputs).

Fair value measurement hierarchy									
\$ '000	Notes	Date of latest valuation		Level 2 Significant observable inputs		Level 3 Significant unobservable inputs		Total	
		2024	2023	2024	2023	2024	2023	2024	2023
Recurring fair value measurements									
Financial assets									
Financial investments	C1-2								
At fair value through profit or loss		30/06/24	30/06/23	—	—	—	—	—	—
Total financial assets				—	—	—	—	—	—
Infrastructure, property, plant and equipment									
	C1-7								
Plant & Equipment		30/06/20	30/06/20	—	—	13,238	12,983	13,238	12,983
Office Equipment		30/06/20	30/06/20	—	—	401	380	401	380
Furniture & Fittings		30/06/20	30/06/20	—	—	801	692	801	692
Operational Land		30/06/22	30/06/22	—	—	7,696	6,593	7,696	6,593
Community Land		30/06/21	30/06/21	—	—	3,713	3,472	3,713	3,472
Land Improvements - depreciable		30/06/20	30/06/20	—	—	254	243	254	243
Buildings Specialised		30/06/22	30/06/22	—	—	37,372	34,290	37,372	34,290
Buildings Non-Specialised		30/06/22	30/06/22	—	—	29,088	28,327	29,088	28,327
Other Structures		30/06/21	30/06/21	—	—	8,345	7,928	8,345	7,928
Roads and bulk earthworks ¹		30/06/20	30/06/20	—	—	318,653	301,305	318,653	301,305
Bridges		30/06/20	30/06/20	—	—	43,599	41,388	43,599	41,388
Footpaths		30/06/20	30/06/20	—	—	2,562	1,733	2,562	1,733
Stormwater Drainage		30/06/23	30/06/23	—	—	5,067	4,758	5,067	4,758
Water Supply Network		30/06/23	30/06/23	—	—	20,928	18,583	20,928	18,583
Sewerage Network		30/06/23	30/06/23	—	—	15,928	13,217	15,928	13,217
Swimming Pools		30/06/21	30/06/21	—	—	2,947	2,910	2,947	2,910
Other		30/06/21	30/06/21	—	—	127	137	127	137
Total infrastructure, property, plant and equipment				—	—	510,719	478,939	510,719	478,939

Transfers between level 1 and level 2 fair value hierarchies

During the year, there were no transfers between level 1 and level 2 fair value hierarchies for recurring fair value measurements.

E2-1 Fair value measurement (continued)

Valuation techniques

All assets have been valued at level 3 fair values

Infrastructure, property, plant and equipment (IPPE)

Land & Buildings

Highest and best use.

There were no assets valued where it was assumed that the highest and best use was other than its current use.

Plant & Equipment, Office equipment, Furniture & Fittings and Other Structures

Plant & Equipment, Office equipment and Furniture & Fittings are valued at cost. The carrying amount of these assets is assumed to approximate fair value due to the nature of the assets. Examples of assets within the classes are as follows:

*Plant & Equipment	Trucks, tractors, ride-on-mowers, earthmoving equipment and motor vehicles.
*Office Equipment	Electronic whiteboards and computer equipment
*Furniture & Fittings	Chairs, desks and filing cabinets.
*Other structures	Fences, small sheds, water tanks and street bins

The key unobservable inputs to the valuations are the remaining useful life and residual value. Council reviews the value of these

Community land

All valuations of Community land are based upon the land valuations issued by the Valuer-General on a regular basis.

Valuation techniques used to derive fair values - land and buildings

The council engages external, independent and qualified valuers to determine the fair value of the entities land on a regular basis. An annual assessment is undertaken to determine whether the carrying amount of the assets is materially different from the fair value. If any variation is considered material a revaluation is undertaken either by comprehensive revaluation or by applying an interim evaluation using appropriate indices.

A comprehensive revaluation was undertaken by APV valuers for Buildings and Operational Land as at 30 June 2022.

The main level 3 inputs used are derived and evaluated as follows –

1. Relationship between asset consumption rating scale and the level of consumed service potential – Under the cost approach the
2. The consumption rating scales were based initially on the past experience of the valuation firm and industry guides and were then

(i) Recurring fair value measurements

The following methods are used to determine the fair value measurements.

Land

Level 3 valuation inputs were used to value land held in freehold title (investment and noninvestment) as well as land used for special purposes which is restricted in use under current zoning rules. Sales prices of comparable land sites in close proximity are adjusted for differences in key attributes such as property size. The most significant inputs into this valuation approach are price per square metre.

Buildings

Level 3 valuation inputs.

Last comprehensive revaluation of buildings was performed by an independent valuer (APV) on 30 June 2022. Buildings were valued using the cost approach. The approach estimated the replacement cost for each building by componentising the buildings into significant parts with different useful lives and taking into account a range of factors. While the unit rates based on square metres could be supported from market evidence (level 2) other inputs (such as estimates of residual value, useful life, pattern of consumption and asset condition) required extensive professional judgement and impacted significantly on the final determination of fair value. As such these assets were classified as having been valued using level 3 valuation inputs.

E2-1 Fair value measurement (continued)

Swimming Pools

The fair value amount for this asset has been derived from assets originally classed in Other Structures. Swimming pools were valued as part of Other Structures on 30 June 2021. The valuation was based upon the depreciated replacement cost approach and unobservable inputs such as estimated patterns of consumption, residual value, asset condition and useful life require extensive professional judgement and rely on the experience of the valuer. The unobservable inputs place this class of asset at level 3. This has been no change to the valuation process during the reporting period.

Water System Assets

This class of assets includes water mains & reticulation, reservoirs, pumping stations and treatment works. The valuation is based on Modern Engineering Equivalent Replacement Asset (MEERA) and standard unit costs. The reference rates are obtained from the NSW Reference Rates Tables issued by NSW Office of Water. The unobservable inputs are useful life, patterns of consumption, condition ratings, remaining life and residuals which rely on the skill and experience of the valuer. There has been no change to the valuation process during the reporting period.

A comprehensive revaluation was undertaken by APV valuers for Water System Assets as at 30 June 2023.

Sewer System Assets

This class of assets includes sewer mains & reticulation, pumping stations, treatment works and ancillary. The valuation is based on Modern Engineering Equivalent Replacement Asset (MEERA) and standard unit costs. The reference rates are obtained from the NSW Reference Rates Tables issued by NSW Office of Water. The unobservable inputs are useful life, patterns of consumption, condition ratings, remaining life and residuals which rely on the skill and experience of the valuer. There has been no change to the valuation process during the reporting period.

A comprehensive revaluation was undertaken by APV valuers for Sewer System Assets as at 30 June 2023.

Roads, Bridges, Bulk Earthworks and other Infrastructure Assets

This class of asset includes roads, culverts, bridges, footpaths, kerb & gutter, bulk earthworks and causeways. The valuation of the infrastructure assets has been undertaken internally by Council's Engineering Department by experienced Engineers. This valuation relies on key unobservable inputs such as unit rates, gross replacement cost, condition ratings, pattern of consumption, useful life and residual value. The valuation process also relied on the skill and experience of the Engineers. The key unobservable inputs and no active market places this asset category at Level 3. The last valuation was undertaken internally by Council's Engineers on 30 June 2020. There has been no change to the valuation process during the reporting year.

Stormwater Drainage

This class of assets includes culverts, mains, open drains, trash screens, GPT. The valuation is based on Modern Engineering Equivalent Replacement Asset (MEERA) and standard unit costs. The reference rates are obtained from the NSW Reference Rates Tables issued by NSW Office of Water. The unobservable inputs are useful life, patterns of consumption, condition ratings, remaining life and residuals which rely on the skill and experience of the valuer. There has been no change to the valuation process during the reporting period.

A comprehensive revaluation was undertaken by APV valuers for Stormwater Drainage as at 30 June 2023.

Remediation Assets

This class of asset includes the various landfill sites within the local government areas. Restoration, cell capping, leachate collection and site closures have been recognised as significant costs for the remediation assets. In particular the closing of a landfill site will include preparation, final cell capping, site re-vegetation and leachate management. The key unobservable inputs are discount rate, estimated costs, legislative requirements, and timing of remediation and indexation of labour costs. There has been changes to the valuation process during the reporting period. Also included in this group are the various gravel pits (quarries) operated by Council. The remediation cost include final site management and works to comply with environmental requirements. The key unobservable inputs are discount rate, estimated costs, legislative requirements, and timing of remediation and indexation of labour costs. There has been changes to the valuation process during the reporting period.

E2-1 Fair value measurement (continued)

Fair value measurements using significant unobservable inputs (level 3)

Significant unobservable valuation inputs used (for level 3 asset classes) and their relationship to fair value.

The following table summarises the quantitative information relating to the significant unobservable inputs used in deriving the various level 3 asset class fair values.

	<i>Valuation technique/s</i>	<i>Unobservable inputs</i>
Infrastructure, property, plant and equipment		
Plant & Equipment, office equipment, furniture & fittings	Cost	Gross Replacement Costs, Useful Life, Residual Value
Operational land	Market	Land Value
Community land	Land Values issued by Valuer General	Land Value
Land Improvements -depreciable	Cost	Replacement Costs, Useful Life, Asset Condition
Buildings	Market	Replacement Costs, Useful Life, Asset Condition
Other structures	Cost	Replacement Costs, Useful Life, Asset Condition
Roads, bridges, footpaths	Cost	Replacement Costs, Useful Life, Asset Condition
Stormwater drainage	Cost	Replacement Costs, Useful Life, Asset Condition
Water supply & sewerage network	Cost	Replacement Costs, Useful Life, Asset Condition
Swimming pools	Cost	Gross Replacement Costs, Useful Life
Other	Cost	Gross Replacement Costs, Useful Life
Tip & quarry asset	Cost	Replacement Costs, Useful Life, Asset Condition

Highest and best use

All of Council's non-financial assets are considered as being utilised for their highest and best use.

E3-1 Contingencies

The following assets and liabilities do not qualify for recognition in the Statement of Financial Position, but their knowledge and disclosure is considered relevant to the users of Council's financial report.

LIABILITIES NOT RECOGNISED

(i) Defined benefit superannuation contribution plans

Council is party to an Industry Defined Benefit Plan under the Local Government Superannuation Scheme, named The Local Government Superannuation Scheme – Pool B (the Scheme) which is a defined benefit plan that has been deemed to be a 'multi-employer fund' for purposes of AASB119 Employee Benefits for the following reasons:

- Assets are not segregated within the sub-group according to the employees of each sponsoring employer.
- The contribution rates have been the same for all sponsoring employers. That is, contribution rates have not varied for each sponsoring employer according to the experience relating to the employees of that sponsoring employer.
- Benefits for employees of all sponsoring employers are determined according to the same formulae and without regard to the sponsoring employer.
- The same actuarial assumptions are currently used in respect of the employees of each sponsoring employer.

Given the factors above, each sponsoring employer is exposed to the actuarial risks associated with current and former employees of other sponsoring employers, and hence shares in the associated gains and losses (to the extent that they are not borne by members).

Description of the funding arrangements.

Pooled Employers are required to pay future service employer contributions and past service employer contributions to the Fund.

The future service employer contributions were determined using the new entrant rate method under which a contribution rate sufficient to fund the total benefits over the working life-time of a typical new entrant is calculated. The current future service employer contribution rates are::

Division B	1.9 times member contributions for non-180 Point Members; Nil for 180 Point Members*
Division C	2.5% salaries
Division D	1.64 times member contributions

* For 180 Point Members, Employers are required to contribute 8.5% of salaries for the year ending 30 June 2024 (increasing to 9% in line with the increase in the Superannuation Guarantee) to these members' accumulation accounts, which are paid in addition to members' defined benefits.

The past service contribution for each Pooled Employer is a share of the total past service contributions of \$20.0 million per annum for 1 January 2022 to 31 December 2024 and \$20.0 million per annum for 1 January to 31 December 2024, apportioned according to each employer's share of the accrued liabilities as at 30 June 2023. These past service contributions are used to maintain the adequacy of the funding position for the accrued liabilities.

The adequacy of contributions is assessed at each triennial actuarial investigation and monitored annually between triennials.

Description of the extent to which Council can be liable to the plan for other Council's obligations under the terms and conditions of the multi-employer plan

As stated above, each sponsoring employer (Council) is exposed to the actuarial risks associated with current and former employees of other sponsoring employers and hence shares in the associated gains and losses.

However, there is no relief under the Fund's trust deed for employers to walk away from their defined benefit obligations. Under limited circumstances, an employer may withdraw from the plan when there are no active members, on full payment of outstanding additional contributions. There is no provision for allocation of any surplus which may be present at the date of withdrawal of the Council.

There are no specific provisions under the Fund's trust deed dealing with deficits or surplus on wind-up.

There is no provision for allocation of any surplus which may be present at the date of withdrawal of an employer.

continued on next page ...

Page 62 of 74

E3-1 Contingencies (continued)

The amount of Council employer contributions to the defined benefit section of the Local Government Superannuation Scheme and recognised as an expense for the year ending 30 June 2024 was \$95,371.69. The last valuation of the Scheme was performed by fund actuary, Richard Boyfield, FIAA as at 30 June 2023.

The amount of additional contributions included in the total employer contribution advised above is \$32,925.79. Council's expected contribution to the plan for the next annual reporting period is \$81,274.39.

The estimated employer reserves financial position for the Pooled Employers at 30 June 2024 is:

Employer reserves only *	\$millions	Asset Coverage
Assets	2,237.5	
Past Service Liabilities	2,141.9	104.5%
Vested Benefits	2,159.8	103.6%

* excluding other accumulation accounts and reserves in both assets and liabilities.

The share of any funding surplus or deficit that can be attributed to Council is 0.33%

Council's share of that deficiency cannot be accurately calculated as the Scheme is a mutual arrangement where assets and liabilities are pooled together for all member councils. For this reason, no liability for the deficiency has been recognised in Council's accounts. Council has a possible obligation that may arise should the Scheme require immediate payment to correct the deficiency.

The key economic long term assumptions used to calculate the present value of accrued benefits are:

Investment return	6% per annum
Salary inflation *	3.5% per annum
Increase in CPI	3.5% per annum for FY 23/24 2.5% per annum thereafter

* Plus promotional increases

The contribution requirements may vary from the current rates if the overall sub-group experience is not in line with the actuarial assumptions in determining the funding program; however, any adjustment to the funding program would be the same for all sponsoring employers in the Pooled Employers group.

Please note that the estimated employer reserves financial position above is a preliminary calculation, and once all the relevant information has been received by the Funds Actuary, the final end of year review, which will be a triennial actuarial investigation will be completed by December 2024.

(ii) Statewide Limited

Council is a member of Statewide Mutual, a mutual pool scheme providing liability insurance to local government.

Membership includes the potential to share in either the net assets or liabilities of the fund depending on its past performance. Council's share of the net assets or liabilities reflects Council's contributions to the pool and the result of insurance claims within each of the fund years.

The future realisation and finalisation of claims incurred but not reported to 30 June this year may result in future liabilities or benefits as a result of past events that Council will be required to fund or share in respectively.

(iii) StateCover Limited

Council is a member of StateCover Mutual Limited and holds a partly paid share in the entity.

StateCover is a company providing workers compensation insurance cover to the NSW local government industry and specifically Council.

Council has a contingent liability to contribute further equity in the event of the erosion of the company's capital base as a result of the company's past performance and/or claims experience or as a result of any increased prudential requirements from APRA.

These future equity contributions would be required to maintain the company's minimum level of net assets in accordance with its licence requirements.

continued on next page ...

Page 63 of 74

E3-1 Contingencies (continued)

(iv) Other guarantees

Council has provided no other guarantees other than those listed above.

(v) The Community Mutual Group

Council provides bank guarantees to the value of \$422 804.69 to provide additional assistance to borrowers for home loans relating to properties within the local government area. The guarantees are provided to The Community Mutual Group.

2. Other

(i) Third party claims

The Council is involved from time to time in various claims incidental to the ordinary course of business including claims for damages relating to its services.

Council believes that it is appropriately covered for all claims through its insurance coverage and does not expect any material liabilities to eventuate.

F People and relationships

F1 Related party disclosures

F1-1 Key management personnel (KMP)

Key management personnel (KMP) of the council are those persons having the authority and responsibility for planning, directing and controlling the activities of the council, directly or indirectly.

The aggregate amount of KMP compensation included in the Income Statement is:

	2024 \$ '000	2023 \$ '000
Compensation:		
Short-term benefits	876	667
Post-employment benefits	78	53
Other long-term benefits	144	101
Total	1,098	821

Other transactions with KMP and their related parties

Council has determined that transactions at arm's length between KMP and Council as part of Council delivering a public service objective (e.g. access to library or Council swimming pool by KMP) will not be disclosed.

Nature of the transaction	Transactions during the year \$ '000	Outstanding balances including commitments \$ '000	Terms and conditions	Impairment provision on outstanding balances \$ '000	Impairment expense \$ '000
2024					
Employee Expenses relating to close family members of KMP	120	–	Council staff award	–	–
Contractors	257	–	7 days on invoice	–	–
2023					
Employee Expenses relating to close family members of KMP	156	–	Council staff award	–	–
Contractors	240	–	7 days on invoice	–	–

F1-2 Councillor and Mayoral fees and associated expenses

	2024	2023
	\$ '000	\$ '000

The aggregate amount of Councillor and Mayoral fees and associated expenses included in materials and services expenses in the Income Statement are:

Mayoral fee	31	30
Councillors' fees	127	123
Other Councillors' expenses (including Mayor)	112	95
Total	270	248

F2 Other relationships**F2-1 Audit fees**

	2024	2023
	\$ '000	\$ '000

During the year, the following fees were incurred for services provided by the auditor of Council, related practices and non-related audit firms

Auditors of the Council - NSW Auditor-General:**(i) Audit and other assurance services**

Audit and review of financial statements

	99	61
--	-----------	----

Remuneration for audit and other assurance services

	99	61
--	-----------	----

Total Auditor-General remuneration**Non NSW Auditor-General audit firms****(i) Audit and other assurance services**

Audit and review of financial statements

	8	8
--	----------	---

Remuneration for audit and other assurance services

	8	8
--	----------	---

Total remuneration of non NSW Auditor-General audit firms

	107	69
--	------------	----

Total audit fees

G Other matters

G1-1 Statement of Cash Flows information

Reconciliation of Operating Result

	2024 \$ '000	2023 \$ '000
Net operating result from Income Statement	10,264	16,807
Add / (less) non-cash items:		
Depreciation and amortisation	10,496	9,637
(Gain) / loss on disposal of assets	2,955	147
Non-cash capital grants and contributions	(70)	(538)
Unwinding of discount rates on reinstatement provisions	–	168
Movements in operating assets and liabilities and other cash items:		
(Increase) / decrease of receivables	5,342	(1,423)
(Increase) / decrease of inventories	21	(65)
(Increase) / decrease of contract asset	260	(1,193)
Increase / (decrease) in payables	179	(2,068)
Increase / (decrease) in accrued interest payable	(5)	6
Increase / (decrease) in other accrued expenses payable	(1,009)	1,728
Increase / (decrease) in other liabilities	1,144	82
Increase / (decrease) in contract liabilities	(2,017)	3,997
Increase / (decrease) in employee benefit provision	287	209
Increase / (decrease) in other provisions	(1,092)	–
Net cash flows from operating activities	26,755	27,494

G2-1 Commitments

Capital commitments (exclusive of GST)

	2024 \$ '000	2023 \$ '000
Capital expenditure committed for at the reporting date but not recognised in the financial statements as liabilities:		
Property, plant and equipment		
Buildings	170	–
Regional Drought Resilience Plan	31	31
Bingara North and East Pressure Sewer Construction	–	1,736
County Boundary Road Pallamallawa - drainage construction	–	760
Total commitments	201	2,527
These expenditures are payable as follows:		
Within the next year	201	2,527
Total payable	201	2,527
Sources for funding of capital commitments:		
Unrestricted general funds	201	2,527
Total sources of funding	201	2,527

G3-1 Events occurring after the reporting date

Council is unaware of any material or significant 'non-adjusting events' that should be disclosed.

G4 Statement of developer contributions as at 30 June 2024

G4-1 Summary of developer contributions

	Opening balance at 1 July 2023 \$ '000	Contributions received during the year			Interest and investment income earned \$ '000	Amounts expended \$ '000	Internal borrowings \$ '000	Held as restricted asset at 30 June 2024 \$ '000	Cumulative balance of internal borrowings (to)/from \$ '000
		Cash \$ '000	Non-cash Land \$ '000	Non-cash Other \$ '000					
S7.11 not under plans	721	135	–	–	–	–	–	856	–
Total contributions	721	135	–	–	–	–	–	856	–

Under the *Environmental Planning and Assessment Act 1979*, Council has significant obligations to provide Section 7.11 (contributions towards provision or improvement of amenities or services) infrastructure in new release areas. It is possible that the funds contributed may be less than the cost of this infrastructure, requiring Council to borrow or use general revenue to fund the difference.

G4-2 Contributions not under plans

	Opening balance at 1 July 2023 \$ '000	Contributions received during the year			Interest and investment income earned \$ '000	Amounts expended \$ '000	Internal borrowings \$ '000	Held as restricted asset at 30 June 2024 \$ '000	Cumulative balance of internal borrowings (to)/from \$ '000
		Cash \$ '000	Non-cash Land \$ '000	Non-cash Other \$ '000					
CONTRIBUTIONS NOT UNDER A PLAN									
Roads	721	135	–	–	–	–	–	856	–
Total	721	135	–	–	–	–	–	856	–

G5 Statement of performance measures

G5-1 Statement of performance measures – consolidated results

\$ '000	Amounts 2024	Indicator 2024	Indicators 2023	Indicators 2022	Benchmark
1. Operating performance ratio					
Total continuing operating revenue excluding capital grants and contributions less operating expenses ^{1,2}	(418)	(0.91)%	(7.48)%	(15.15)%	> 0.00%
Total continuing operating revenue excluding capital grants and contributions ¹	45,791				
2. Own source operating revenue ratio					
Total continuing operating revenue excluding all grants and contributions ¹	26,272	44.21%	35.95%	42.14%	> 60.00%
Total continuing operating revenue ¹	59,428				
3. Unrestricted current ratio					
Current assets less all external restrictions	12,177	3.14x	3.25x	1.15x	> 1.50x
Current liabilities less specific purpose liabilities	3,873				
4. Debt service cover ratio					
Operating result before capital excluding interest and depreciation/impairment/amortisation ¹	10,982	5.61x	2.86x	2.65x	> 2.00x
Principal repayments (Statement of Cash Flows) plus borrowing costs (Income Statement)	1,957				
5. Rates and annual charges outstanding percentage					
Rates and annual charges outstanding	967	7.45%	6.58%	5.50%	< 10.00%
Rates and annual charges collectable	12,980				
6. Cash expense cover ratio					
Current year's cash and cash equivalents plus all term deposits	33,016	9.65 months	8.84 months	1.51 months	> 3.00 months
Monthly payments from cash flow of operating and financing activities	3,421				

(1) Excludes fair value increments on investment properties, reversal of revaluation decrements, reversal of impairment losses on receivables, net gain on sale of assets and net share of interests in joint ventures and associates using the equity method and includes pensioner rate subsidies

(2) Excludes impairment/revaluation decrements of IPPE, fair value decrements on investment properties, net loss on disposal of assets and net loss on share of interests in joint ventures and associates using the equity method

G5-2 Statement of performance measures by fund

\$ '000	General Indicators ³		Water Indicators		Sewer Indicators		Benchmark
	2024	2023	2024	2023	2024	2023	
1. Operating performance ratio							
Total continuing operating revenue excluding capital grants and contributions less operating expenses	0.04%	(7.59)%	(11.34)%	2.11%	(20.02)%	(21.60)%	> 0.00%
Total continuing operating revenue excluding capital grants and contributions							
2. Own source operating revenue ratio							
Total continuing operating revenue excluding capital grants and contributions	41.28%	33.25%	96.17%	91.93%	98.27%	88.85%	> 60.00%
Total continuing operating revenue							
3. Unrestricted current ratio							
Current assets less all external restrictions	3.14x	2.71x	9.34x	14.08x	25.88x	44.72x	> 1.50x
Current liabilities less specific purpose liabilities							
4. Debt service cover ratio							
Operating result before capital excluding interest and depreciation/impairment/amortisation	5.99x	2.75x	4.70x	5.91x	1.23x	0.67x	> 2.00x
Principal repayments (Statement of Cash Flows) plus borrowing costs (Income Statement)							
5. Rates and annual charges outstanding percentage							
Rates and annual charges outstanding	8.63%	7.52%	0.00%	0.00%	0.00%	0.00%	< 10.00%
Rates and annual charges collectable							
6. Cash expense cover ratio							
Current year's cash and cash equivalents plus all term deposits	8.93 months	7.44 months	∞	∞	∞	∞	> 3.00 months
Monthly payments from cash flow of operating and financing activities							

(3) General fund refers to all of Council's activities except for its water and sewer activities which are listed separately.

End of the audited financial statements

Gwydir Shire Council

General Purpose Financial Statements

for the year ended 30 June 2024

Independent Auditor's Reports:

On the Financial Statements (Sect 417 [2])

Independent Auditor's Report

Please uplift Council's Audit Report PDF (opinion) for inclusion in the GPFS report (via the Home screen).

Gwydir Shire Council

General Purpose Financial Statements

for the year ended 30 June 2024

Independent Auditor's Reports: (continued)

On the Financial Statements (Sect 417 [3])

Independent Auditor's Report

Please uplift Council's Audit Report PDF (commentary) for inclusion in the GPFS report (via the Home screen).

Gwydir Shire Council

SPECIAL PURPOSE FINANCIAL STATEMENTS for the year ended 30 June 2024

*To be the recognised leader in Local Government through
continuous learning and sustainability.*



Gwydir Shire Council

Special Purpose Financial Statements

for the year ended 30 June 2024

Contents	Page
Statement by Councillors and Management	3
Special Purpose Financial Statements:	
Income Statement of water supply business activity	4
Income Statement of sewerage business activity	5
Income Statement of Waste business activity	6
Income Statement of Naroo aged care	7
Statement of Financial Position of water supply business activity	8
Statement of Financial Position of sewerage business activity	9
Statement of Financial Position of Waste business activity	10
Statement of Financial Position of Naroo aged care	11
Note – Material accounting policy information	12
Auditor's Report on Special Purpose Financial Statements	15

Background

- i. These Special Purpose Financial Statements have been prepared for the use by both Council and the Office of Local Government in fulfilling their requirements under National Competition Policy.
- ii. The principle of competitive neutrality is based on the concept of a 'level playing field' between persons/entities competing in a market place, particularly between private and public sector competitors.

Essentially, the principle is that government businesses, whether Commonwealth, state or local, should operate without net competitive advantages over other businesses as a result of their public ownership.

- iii. For Council, the principle of competitive neutrality and public reporting applies only to declared business activities.

These include **(a)** those activities classified by the Australian Bureau of Statistics as business activities being water supply, sewerage services, abattoirs, gas production and reticulation, and **(b)** those activities with a turnover of more than \$2 million that Council has formally declared as a business activity (defined as Category 1 activities).

- iv. In preparing these financial statements for Council's self-classified Category 1 businesses and ABS-defined activities, councils must **(a)** adopt a corporatisation model and **(b)** apply full cost attribution including tax-equivalent regime payments and debt guarantee fees (where the business benefits from Council's borrowing position by comparison with commercial rates).

Gwydir Shire Council

Special Purpose Financial Statements

for the year ended 30 June 2024

Statement by Councillors and Management made pursuant to the Local Government Code of Accounting Practice and Financial Reporting

The attached Special Purpose Financial Statements have been prepared in accordance with:

- the NSW Government Policy Statement '*Application of National Competition Policy to Local Government*',
- the Division of Local Government Guidelines '*Pricing and Costing for Council Businesses – A Guide to Competitive Neutrality*',
- the Local Government *Code of Accounting Practice and Financial Reporting*,
- the NSW Office of Water *Best-Practice Management of Water and Sewerage Guidelines*.

To the best of our knowledge and belief, these statements:

- present fairly the operating result and financial position for each of Council's declared business activities for the year, and
- accord with Council's accounting and other records.
- present overhead reallocation charges to the water and sewerage businesses as fair and reasonable.

We are not aware of any matter that would render these statements false or misleading in any way.

Signed in accordance with a resolution of Council made on dd MMMM yyyy.

[Mayor]

Mayor

dd MMMM yyyy

[Councillor]

Councillor

dd MMMM yyyy

Max Eastcott

General Manager

dd MMMM yyyy

Helen Thomas

Responsible Accounting Officer

dd MMMM yyyy

Gwydir Shire Council | Income Statement of water supply business activity | for the year ended 30 June 2024

Gwydir Shire Council

Income Statement of water supply business activity

for the year ended 30 June 2024

	2024 \$ '000	2023 \$ '000
Income from continuing operations		
Access charges	910	818
User charges	1,080	859
Fees	1	2
Interest and investment income	14	19
Other income	5	10
Total income from continuing operations	2,010	1,708
Expenses from continuing operations		
Employee benefits and on-costs	506	449
Borrowing costs	74	87
Materials and services	1,154	632
Depreciation, amortisation and impairment	502	391
Net loss from the disposal of assets	–	111
Other expenses	2	2
Total expenses from continuing operations	2,238	1,672
Surplus (deficit) from continuing operations before capital amounts	(228)	36
Grants and contributions provided for capital purposes	80	150
Surplus (deficit) from continuing operations after capital amounts	(148)	186
Surplus (deficit) from all operations before tax	(148)	186
Less: corporate taxation equivalent (25%) [based on result before capital]	–	(9)
Surplus (deficit) after tax	(148)	177
Plus accumulated surplus	13,010	12,824
Plus adjustments for amounts unpaid:		
– Corporate taxation equivalent	–	9
Closing accumulated surplus	12,862	13,010
Return on capital %	(0.7)%	0.6%
Subsidy from Council	1,060	700
Calculation of dividend payable:		
Surplus (deficit) after tax	(148)	177
Less: capital grants and contributions (excluding developer contributions)	(80)	(150)
Surplus for dividend calculation purposes	–	27
Potential dividend calculated from surplus	–	14

Gwydir Shire Council | Income Statement of sewerage business activity | for the year ended 30 June 2024

Gwydir Shire Council

Income Statement of sewerage business activity

for the year ended 30 June 2024

	2024 \$ '000	2023 \$ '000
Income from continuing operations		
Access charges	860	703
User charges	144	122
Interest and investment income	14	34
Other income	6	2
Total income from continuing operations	1,024	861
Expenses from continuing operations		
Employee benefits and on-costs	400	388
Borrowing costs	137	3
Materials and services	455	379
Depreciation, amortisation and impairment	236	185
Net loss from the disposal of assets	–	82
Other expenses	1	10
Total expenses from continuing operations	1,229	1,047
Surplus (deficit) from continuing operations before capital amounts	(205)	(186)
Grants and contributions provided for capital purposes	18	108
Surplus (deficit) from continuing operations after capital amounts	(187)	(78)
Surplus (deficit) from all operations before tax	(187)	(78)
Surplus (deficit) after tax	(187)	(78)
Plus accumulated surplus	8,309	8,387
Plus adjustments for amounts unpaid:		
Closing accumulated surplus	8,122	8,309
Return on capital %	(0.4)%	(1.2)%
Subsidy from Council	851	805
Calculation of dividend payable:		
Surplus (deficit) after tax	(187)	(78)
Less: capital grants and contributions (excluding developer contributions)	(18)	(108)
Surplus for dividend calculation purposes	–	–
Potential dividend calculated from surplus	–	–

Gwydir Shire Council | Income Statement of Waste business activity | for the year ended 30 June 2024

Gwydir Shire Council

Income Statement of Waste business activity

for the year ended 30 June 2024

	2024 Category 2 \$ '000	2023 Category 2 \$ '000
Income from continuing operations		
Annual charges	1,538	1,481
Interest and investment income	35	57
Other income	101	218
Total income from continuing operations	1,674	1,756
Expenses from continuing operations		
Employee benefits and on-costs	457	369
Borrowing costs	1	2
Materials and services	1,053	971
Depreciation, amortisation and impairment	531	629
Other expenses	5	–
Total expenses from continuing operations	2,047	1,971
Surplus (deficit) from continuing operations before capital amounts	(373)	(215)
Surplus (deficit) from continuing operations after capital amounts	(373)	(215)
Surplus (deficit) from all operations before tax	(373)	(215)
Surplus (deficit) after tax	(373)	(215)
Plus accumulated surplus	2,369	2,584
Plus adjustments for amounts unpaid:		
Closing accumulated surplus	1,996	2,369
Return on capital %	(21.5)%	(6.7)%
Subsidy from Council	447	342

Gwydir Shire Council | Income Statement of Naroo aged care | for the year ended 30 June 2024

Gwydir Shire Council

Income Statement of Naroo aged care for the year ended 30 June 2024

	2024 Category 1 \$ '000	2023 Category 1 \$ '000
Income from continuing operations		
Rentals	4,520	3,826
Investment revenues	3	6
Other income	47	18
Total income from continuing operations	4,570	3,850
Expenses from continuing operations		
Employee benefits and on-costs	2,540	2,316
Borrowing costs	100	125
Materials and services	1,358	1,174
Depreciation, amortisation and impairment	139	124
Other expenses	81	83
Total expenses from continuing operations	4,218	3,822
Surplus (deficit) from continuing operations before capital amounts	352	28
Grants and contributions provided for capital purposes	129	441
Surplus (deficit) from continuing operations after capital amounts	481	469
Surplus (deficit) from all operations before tax	481	469
Less: corporate taxation equivalent (25%) [based on result before capital]	(88)	(7)
Surplus (deficit) after tax	393	462
Plus accumulated surplus	47	(422)
Plus adjustments for amounts unpaid:		
– Corporate taxation equivalent	88	7
Closing accumulated surplus	528	47
Return on capital %	5.1%	1.9%
Subsidy from Council	–	173

Gwydir Shire Council | Statement of Financial Position of water supply business activity | as at 30 June 2024

Gwydir Shire Council

Statement of Financial Position of water supply business activity

as at 30 June 2024

	2024 \$ '000	2023 \$ '000
ASSETS		
Current assets		
Cash and cash equivalents	1,318	1,235
Receivables	413	318
Inventories	24	20
Total current assets	1,755	1,573
Non-current assets		
Infrastructure, property, plant and equipment	21,061	20,461
Total non-current assets	21,061	20,461
Total assets	22,816	22,034
LIABILITIES		
Current liabilities		
Payables	33	52
Borrowings	155	155
Total current liabilities	188	207
Non-current liabilities		
Borrowings	740	891
Total non-current liabilities	740	891
Total liabilities	928	1,098
Net assets	21,888	20,936
EQUITY		
Accumulated surplus	12,862	13,010
Revaluation reserves	9,026	7,926
Total equity	21,888	20,936

Gwydir Shire Council | Statement of Financial Position of sewerage business activity | as at 30 June 2024

Gwydir Shire Council

Statement of Financial Position of sewerage business activity

as at 30 June 2024

	2024 \$ '000	2023 \$ '000
ASSETS		
Current assets		
Cash and cash equivalents	1,159	3,359
Receivables	134	101
Inventories	1	1
Total current assets	1,294	3,461
Non-current assets		
Infrastructure, property, plant and equipment	18,219	15,480
Total non-current assets	18,219	15,480
Total assets	19,513	18,941
LIABILITIES		
Current liabilities		
Borrowings	50	47
Total current liabilities	50	47
Non-current liabilities		
Borrowings	1,902	1,953
Total non-current liabilities	1,902	1,953
Total liabilities	1,952	2,000
Net assets	17,561	16,941
EQUITY		
Accumulated surplus	8,122	8,309
Revaluation reserves	9,439	8,632
Total equity	17,561	16,941

Gwydir Shire Council | Statement of Financial Position of Waste business activity | as at 30 June 2024

Gwydir Shire Council

Statement of Financial Position of Waste business activity

as at 30 June 2024

	2024 Category 2 \$ '000	2023 Category 2 \$ '000
ASSETS		
Current assets		
Cash and cash equivalents	4,421	4,397
Receivables	228	194
Total current assets	4,649	4,591
Non-current assets		
Infrastructure, property, plant and equipment	1,733	3,198
Total non-current assets	1,733	3,198
Total assets	6,382	7,789
LIABILITIES		
Current liabilities		
Borrowings	7	12
Total current liabilities	7	12
Non-current liabilities		
Borrowings	–	7
Provisions	3,531	4,591
Total non-current liabilities	3,531	4,598
Total liabilities	3,538	4,610
Net assets	2,844	3,179
EQUITY		
Accumulated surplus	1,996	2,369
Revaluation reserves	848	810
Total equity	2,844	3,179

Gwydir Shire Council | Statement of Financial Position of Naroo aged care | as at 30 June 2024

Gwydir Shire Council

Statement of Financial Position of Naroo aged care

as at 30 June 2024

	2024 Category 1 \$ '000	2023 Category 1 \$ '000
ASSETS		
Current assets		
Cash and cash equivalents	515	569
Receivables	20	54
Total current assets	535	623
Non-current assets		
Receivables	136	136
Infrastructure, property, plant and equipment	8,812	8,103
Total non-current assets	8,948	8,239
Total assets	9,483	8,862
LIABILITIES		
Current liabilities		
Contract liabilities	1,049	1,178
Aged care bonds	2,582	1,431
Bank overdraft	554	1,759
Borrowings	218	214
Total current liabilities	4,403	4,582
Non-current liabilities		
Borrowings	1,688	1,907
Other Liabilities	117	117
Total non-current liabilities	1,805	2,024
Total liabilities	6,208	6,606
Net assets	3,275	2,256
EQUITY		
Accumulated surplus	528	47
Revaluation reserves	2,747	2,209
Total equity	3,275	2,256

Note – Material accounting policy information

A statement summarising the supplemental accounting policies adopted in the preparation of the special purpose financial statements (SPFS) for National Competition Policy (NCP) reporting purposes follows.

These financial statements are SPFS prepared for use by Council and the Office of Local Government. For the purposes of these statements, the Council is a non-reporting not-for-profit entity.

The figures presented in these special purpose financial statements have been prepared in accordance with the recognition and measurement criteria of relevant Australian Accounting Standards, other authoritative pronouncements of the Australian Accounting Standards Board (AASB) and Australian Accounting Interpretations.

The disclosures in these special purpose financial statements have been prepared in accordance with the *Local Government Act 1993* (Act), the *Local Government (General) Regulation 2022* (Regulation) and the Local Government Code of Accounting Practice and Financial Reporting.

The statements are prepared on an accruals basis. They are based on historic costs and do not take into account changing money values or, except where specifically stated, fair value of non-current assets. Certain taxes and other costs, appropriately described, have been imputed for the purposes of the National Competition Policy.

The Statement of Financial Position includes notional assets/liabilities receivable from/payable to Council's general fund. These balances reflect a notional intra-entity funding arrangement with the declared business activities.

National Competition Policy

Council has adopted the principle of 'competitive neutrality' in its business activities as part of the National Competition Policy which is being applied throughout Australia at all levels of government. The framework for its application is set out in the June 1996 NSW Government Policy statement titled 'Application of National Competition Policy to Local Government'. *The Pricing and Costing for Council Businesses – A Guide to Competitive Neutrality* issued by the Office of Local Government in July 1997 has also been adopted.

The pricing and costing guidelines outline the process for identifying and allocating costs to activities and provide a standard for disclosure requirements. These disclosures are reflected in Council's pricing and/or financial reporting systems and include taxation equivalents, Council subsidies, and returns on investments (rate of return and dividends paid).

Declared business activities

In accordance with *Pricing and Costing for Council Businesses – A Guide to Competitive Neutrality*, Council has declared that the following are to be considered as business activities:

Category 1

(where gross operating turnover is over \$2 million)

Narooma Aged Care Facility

Comprising the whole of the operations and assets of the aged care facility located at Warralda.

Category 2

(where gross operating turnover is less than \$2 million)

Gwydir Water Supply -

Comprising the whole of the operations and net assets of the water supply systems servicing the towns of Bingara, Warralda, Gravesend and North Star.

Gwydir Sewerage Services -

Comprising the whole of the operations and assets of the sewerage reticulation and treatment systems servicing the towns of Bingara and Warralda

Gwydir Waste Management Services -

Comprising the whole of the operations and assets of the waste management service carried out by the Waste Management contract servicing all towns and villages within Gwydir Shire

Taxation equivalent charges

Council is liable to pay various taxes and financial duties. Where this is the case, they are disclosed as a cost of operations just like all other costs. However, where Council does not pay some taxes, which are generally paid by private sector businesses,

continued on next page ...

Page 12 of 15

Note – Material accounting policy information (continued)

such as income tax, these equivalent tax payments have been applied to all Council-nominated business activities and are reflected in special purpose financial statements. For the purposes of disclosing comparative information relevant to the private sector equivalent, the following taxation equivalents have been applied to all Council-nominated business activities (this does not include Council's non-business activities):

Notional rate applied (%)

Corporate income tax rate – **25%** (22/23 25%)

Land tax – the first \$1,075,000 of combined land values attracts **0%**. For the combined land values in excess of \$1,075,000 up to \$6,571,000 the rate is **\$100 + 1.6%**. For the remaining combined land value that exceeds \$6,571,000 a premium marginal rate of **2.0%** applies.

Payroll tax – **5.45%** on the value of taxable salaries and wages in excess of \$1,200,000.

In accordance with the Department of Planning, Industry & Environment – Water guidelines, a payment for the amount calculated as the annual tax equivalent charges (excluding income tax) must be paid from water supply and sewerage business activities.

The payment of taxation equivalent charges, referred to in the Best Practice Management of Water Supply and Sewer Guidelines as a 'dividend for taxation equivalent', may be applied for any purpose allowed under the Act.

Achievement of substantial compliance to the DPIE – Water guidelines is not a prerequisite for the payment of the tax equivalent charges; however the payment must not exceed \$3 per assessment.

Income tax

An income tax equivalent has been applied on the profits of the business activities. Whilst income tax is not a specific cost for the purpose of pricing a good or service, it needs to be taken into account in terms of assessing the rate of return required on capital invested. Accordingly, the return on capital invested is set at a pre-tax level – gain/(loss) from ordinary activities before capital amounts, as would be applied by a private sector competitor. That is, it should include a provision equivalent to the corporate income tax rate, currently 25% (22/23 25%).

Income tax is only applied where a gain from ordinary activities before capital amounts has been achieved. Since the taxation equivalent is notional – that is, it is payable to the 'Council' as the owner of business operations – it represents an internal payment and has no effect on the operations of the Council.

Accordingly, there is no need for disclosure of internal charges in the SPFS. The rate applied of 25% is/is not the equivalent company tax rate prevalent at reporting date. No adjustments have been made for variations that have occurred during the year.

Local government rates and charges

A calculation of the equivalent rates and charges for all Category 1 businesses has been applied to all assets owned, or exclusively used by the business activity.

Loan and debt guarantee fees

The debt guarantee fee is designed to ensure that Council business activities face 'true' commercial borrowing costs in line with private sector competitors. In order to calculate a debt guarantee fee, Council has determined what the differential borrowing rate would have been between the commercial rate and Council's borrowing rate for its business activities.

(i) Subsidies

Government policy requires that subsidies provided to customers, and the funding of those subsidies, must be explicitly disclosed. Subsidies occur where Council provides services on a less than cost recovery basis. This option is exercised on a range of services in order for Council to meet its community service obligations. The overall effect of subsidies is contained within the Income Statements of business activities.

(ii) Return on investments (rate of return)

The NCP policy statement requires that councils with Category 1 businesses 'would be expected to generate a return on capital funds employed that is comparable to rates of return for private businesses operating in a similar field'.

Funds are subsequently available for meeting commitments or financing future investment strategies. The rate of return is disclosed for each of Council's business activities on the Income Statement.

continued on next page ...

Page 13 of 15

Note – Material accounting policy information (continued)

(iii) Dividends

Council is not required to pay dividends to either itself as owner of a range of businesses, or to any external entities.

A local government water supply and sewerage business is permitted to pay annual dividends from their water supply or sewerage business surpluses. Each dividend must be calculated and approved in accordance with the DPIE – Water guidelines and must not exceed 50% of the relevant surplus in any one year, or the number of water supply or sewerage assessments at 30 June 2024 multiplied by \$30 (less the payment for tax equivalent charges, not exceeding \$3 per assessment).

In accordance with the Best Practice Management of Water Supply and Sewer Guidelines, a Dividend Payment form, Statement of Compliance, Unqualified Independent Financial Audit Report and Compliance Audit Report are submitted to DPIE – Water.

Gwydir Shire Council

Special Purpose Financial Statements
for the year ended 30 June 2024

Gwydir Shire Council

SPECIAL SCHEDULES
for the year ended 30 June 2024

*To be the recognised leader in Local Government through
continuous learning and sustainability.*



Gwydir Shire Council

Special Schedules

for the year ended 30 June 2024

Contents	Page
Special Schedules:	
Permissible income for general rates	3
Report on infrastructure assets as at 30 June 2024	5

Gwydir Shire Council | Permissible income for general rates | for the year ended 30 June 2024

Gwydir Shire Council

Permissible income for general rates

	Notes	Calculation 2023/24 \$ '000	Calculation 2024/25 \$ '000
Notional general income calculation ¹			
Last year notional general income yield	a	8,472	8,834
Plus or minus adjustments ²	b	14	(29)
Notional general income	c = a + b	8,486	8,805
Permissible income calculation			
Percentage increase	d	4.10%	4.50%
Plus percentage increase amount ³	f = d x (c + e)	348	396
Sub-total	g = (c + e + f)	8,834	9,201
Plus (or minus) last year's carry forward total	h	17	17
Sub-total	j = (h + i)	17	17
Total permissible income	k = g + j	8,851	9,218
Less notional general income yield	l	8,834	9,198
Catch-up or (excess) result	m = k - l	17	20
Carry forward to next year ⁶	p = m + n + o	17	20

Notes

- (1) The notional general income will not reconcile with rate income in the financial statements in the corresponding year. The statements are reported on an accrual accounting basis which include amounts that relate to prior years' rates income.
- (2) Adjustments account for changes in the number of assessments and any increase or decrease in land value occurring during the year. The adjustments are called 'supplementary valuations' as defined in the *Valuation of Land Act 1916 (NSW)*.
- (3) The 'percentage increase' is inclusive of the rate-peg percentage, and/or special variation and/or Crown land adjustment (where applicable).
- (6) Carry-forward amounts which are in excess (an amount that exceeds the permissible income) require Ministerial approval by order published in the *NSW Government Gazette* in accordance with section 512 of the Act. The OLG will extract these amounts from Council's Permissible income for general rates Statement in the financial data return (FDR) to administer this process.

Permissible income for general rates

Permissible income for general rates: PLUS PDF inserted here

Council needs to uplift custom PDF here - please uplift via "PLUS PDF" choice in the Home/TOC screen

Gwydir Shire Council

Report on infrastructure assets as at 30 June 2024

Asset Class	Asset Category	Estimated cost				Net carrying amount	Gross replacement cost (GRC)	Assets in condition as a percentage of gross replacement cost				
		Estimated cost to bring assets to satisfactory standard	to bring the agreed level of service set by Council	2023/24 Required maintenance ^a	2023/24 Actual maintenance			1	2	3	4	5
		\$ '000	\$ '000	\$ '000	\$ '000							
Buildings	Buildings – non-specialised	663	–	809	809	29,088	45,246	17.0%	31.0%	36.0%	12.0%	4.0%
	Buildings – specialised	295	–	793	793	37,372	50,275	30.0%	46.0%	16.0%	7.0%	1.0%
	Sub-total	958	–	1,602	1,602	66,459	95,521	23.8%	38.9%	25.5%	9.4%	2.4%
Other structures	Other structures	–	–	5	5	8,345	11,562	77.0%	18.0%	5.0%	0.0%	0.0%
	Sub-total	–	–	5	5	8,345	11,562	77.0%	18.0%	5.0%	0.0%	0.0%
Roads	Roads	–	–	–	–	–	–	0.0%	0.0%	0.0%	0.0%	0.0%
	Sealed roads	464	–	7,281	7,281	185,150	216,183	54.0%	36.0%	7.0%	3.0%	0.0%
	Unsealed roads	195	–	1,364	1,364	24,001	49,026	38.0%	40.0%	15.0%	3.0%	4.0%
	Bridges	–	–	–	–	43,599	55,226	47.0%	48.0%	5.0%	0.0%	0.0%
	Footpaths	169	–	100	100	2,562	4,251	25.0%	16.0%	44.0%	14.0%	1.0%
	Kerb & Guttering	71	–	6	6	1,552	2,389	18.0%	47.0%	18.0%	14.0%	3.0%
	Other road assets (incl. bulk earth works)	–	–	–	–	107,951	107,951	83.0%	17.0%	0.0%	0.0%	0.0%
	Sub-total	899	–	8,751	8,751	364,813	435,026	58.0%	33.1%	6.3%	2.0%	0.6%
Water supply network	Water supply network	66	–	567	567	20,928	30,762	39.0%	45.0%	14.0%	0.0%	2.0%
	Sub-total	66	–	567	567	20,927	30,762	39.0%	45.0%	14.0%	0.0%	2.0%
Sewerage network	Sewerage network	66	–	291	291	15,928	22,198	27.0%	45.0%	27.0%	1.0%	0.0%
	Sub-total	66	–	291	291	15,927	22,198	27.0%	45.0%	27.0%	1.0%	0.0%

continued on next page ...

Page 5 of 8

Gwydir Shire Council

Report on infrastructure assets as at 30 June 2024 (continued)

Asset Class	Asset Category	Estimated cost		2023/24 Required maintenance ^a	2023/24 Actual maintenance	Net carrying amount	Gross replacement cost (GRC)	Assets in condition as a percentage of gross replacement cost				
		Estimated cost to bring assets to satisfactory standard	to bring to the agreed level of service set by Council									
		\$ '000	\$ '000					1	2	3	4	5
Stormwater drainage	Stormwater drainage	–	–	25	25	5,067	7,080	6.0%	87.0%	7.0%	0.0%	0.0%
	Sub-total	–	–	25	25	5,067	7,080	6.0%	87.0%	7.0%	0.0%	0.0%
Open space / recreational assets	Swimming pools	–	–	529	529	2,947	4,010	57.0%	0.0%	43.0%	0.0%	0.0%
	Sub-total	–	–	529	529	2,947	4,010	57.0%	0.0%	43.0%	0.0%	0.0%
Total – all assets		1,989	–	11,770	11,770	484,485	606,159	50.3%	35.2%	10.7%	3.0%	0.8%

(a) Required maintenance is the amount identified in Council's asset management plans.

Infrastructure asset condition assessment 'key'

#	Condition	Integrated planning and reporting (IP&R) description
1	Excellent/very good	No work required (normal maintenance)
2	Good	Only minor maintenance work required
3	Satisfactory	Maintenance work required
4	Poor	Renewal required
5	Very poor	Urgent renewal/upgrading required

Gwydir Shire Council

Report on infrastructure assets as at 30 June 2024

Infrastructure asset performance indicators (consolidated) *

\$ '000	Amounts 2024	Indicator 2024	Indicators 2023 2022		Benchmark
Buildings and infrastructure renewals ratio					
Asset renewals ¹	3,683	70.85%	44.54%	128.41%	> 100.00%
Depreciation, amortisation and impairment	5,198				
Infrastructure backlog ratio					
Estimated cost to bring assets to a satisfactory standard	1,989	0.39%	0.32%	0.66%	< 2.00%
Net carrying amount of infrastructure assets	508,447				
Asset maintenance ratio					
Actual asset maintenance	11,770	100.00%	100.00%	100.00%	> 100.00%
Required asset maintenance	11,770				
Cost to bring assets to agreed service level					
Estimated cost to bring assets to an agreed service level set by Council	—	0.00%	0.00%	0.00%	
Gross replacement cost	606,159				

(*) All asset performance indicators are calculated using classes identified in the previous table.

(1) Asset renewals represent the replacement and/or refurbishment of existing assets to an equivalent capacity/performance as opposed to the acquisition of new assets (or the refurbishment of old assets) that increases capacity/performance.

Gwydir Shire Council

Report on infrastructure assets as at 30 June 2024

Infrastructure asset performance indicators (by fund)

\$ '000	General fund		Water fund		Sewer fund		Benchmark
	2024	2023	2024	2023	2024	2023	
Buildings and infrastructure renewals ratio							
Asset renewals ¹	74.29%	65.52%	17.66%	18.44%	112.78%	28.98%	> 100.00%
Depreciation, amortisation and impairment							
Infrastructure backlog ratio							
Estimated cost to bring assets to a satisfactory standard	0.39%	0.31%	0.32%	0.46%	0.41%	0.45%	< 2.00%
Net carrying amount of infrastructure assets							
Asset maintenance ratio							
Actual asset maintenance	100.00%	100.00%	100.00%	100.00%	100.00%	100.00%	> 100.00%
Required asset maintenance							
Cost to bring assets to agreed service level							
Estimated cost to bring assets to an agreed service level set by Council	0.00%	0.00%	0.00%	0.00%	0.00%	0.00%	
Gross replacement cost							

(1) Asset renewals represent the replacement and/or refurbishment of existing assets to an equivalent capacity/performance as opposed to the acquisition of new assets (or the refurbishment of old assets) that increases capacity/performance.

5.8 August and September 2024 Investment and Rates Collection Report

File Reference: NA

Delivery Program

Goal: 5. Organisational management

Outcome: 5.1 Corporate management

Strategy: 5.1.5 Provision of responsible internal governance

Author: Helen Thomas, Chief Financial Officer

STAFF DISCLOSURE OF INTEREST Nil

IN BRIEF/SUMMARY RECOMMENDATION

At each monthly Ordinary Meeting, the Council is presented with the schedule relating to Investments, as at the end of the previous month.

TABLED ITEMS Nil

BACKGROUND

In accordance with Clause 19(3) of the Local Government (Financial Management) Regulation 1993, the following information provides details of Council's funds invested as 31st August 2024 and 30th September 2024.

As at 31 August 2024

Cash and Investments	
Total Investments	
Managed Funds	\$3,429,967.77
Grand Total Investments	\$3,429,967.77
Total Cash and Investments	
Investments	\$3,429,967.77
Cash at bank	\$28,756,368.40
Grand Total Cash and Investments	\$32,186,336.17
General Fund Cash	
Total cash and investments	\$32,186,336.17
LESS:	
Water fund*	-\$1,626,218.08
Sewer fund*	-\$1,453,844.59
Waste fund*	-\$4,891,373.93
Other restrictions:	
Employee leave entitlements*	-\$1,000,000.00
Financial Assistance Grant	-\$2,929,429.00
Bonds and deposits	-\$1,565,280.48
Unexpended grants*	-\$7,546,584.00
Developer contributions	-\$1,338,205.49
Asset Replacement Program	-\$1,900,000.00
Internal Restrictions*	-\$6,809,759.00
Discretionary General Fund Cash	\$1,125,641.60

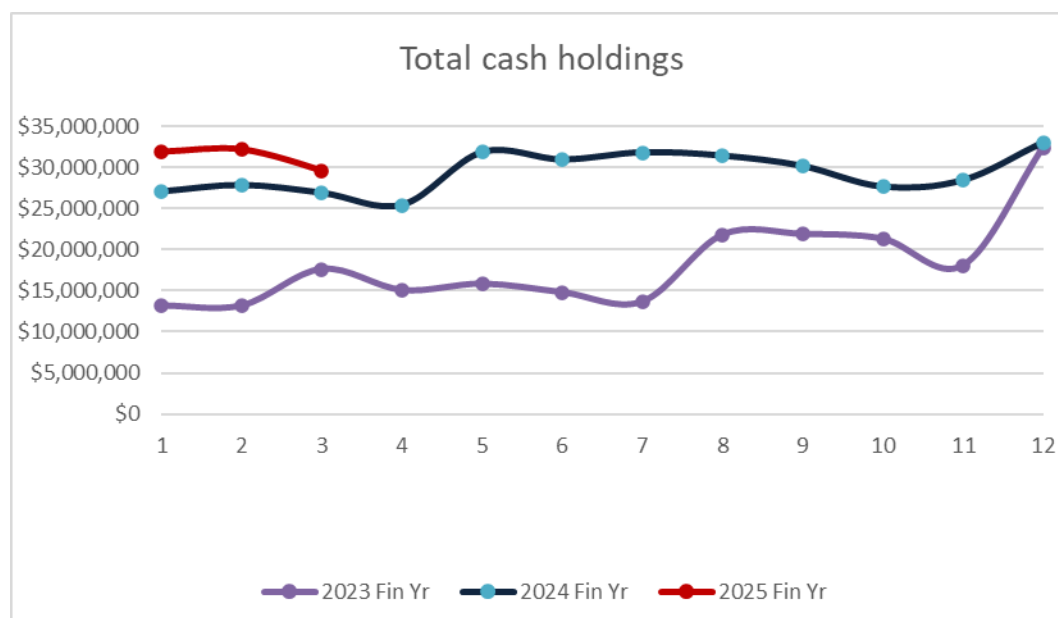
As at 30 September 2024

Cash and Investments	
----------------------	--

Total Investments	
Managed Funds	\$3,440,998.07
Grand Total Investments	\$3,440,998.07

Total Cash and Investments	
Investments	\$3,440,998.07
Cash at bank	\$26,151,687.27
Grand Total Cash and Investments	\$29,592,685.34

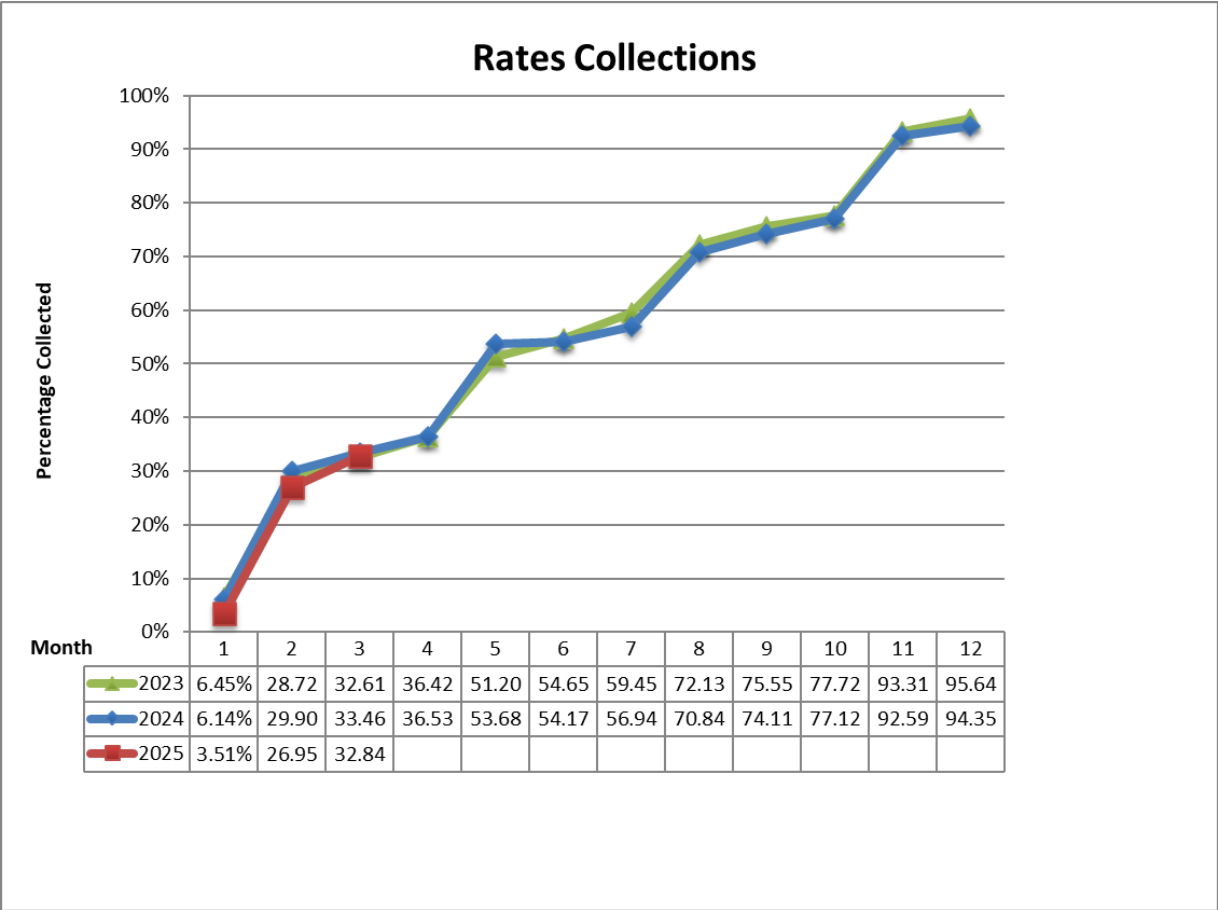
General Fund Cash	
Total cash and investments	\$29,592,685.34
LESS:	
Water fund*	-\$1,743,645.00
Sewer fund*	-\$1,334,223.00
Waste fund*	-\$4,715,789.00
Other restrictions:	
Employee leave entitlements*	-\$1,000,000.00
Financial Assistance Grant	-\$1,529,429.00
Bonds and deposits	-\$1,565,280.48
Unexpended grants*	-\$6,746,584.00
Developer contributions	-\$1,338,205.49
Asset Replacement Program	-\$1,500,000.00
Internal Restrictions*	-\$6,809,759.00
Discretionary General Fund Cash	\$1,309,770.37



I, Helen Thomas, CFO and Responsible Accounting Officer for Gwydir Shire Council, certify that the Council's investments have been made in accordance with the Local Government Act 1993, Local Government (General) Regulation 2005 and Council's Investment Policy, as amended.

RATES COLLECTIONS

The graph below represents a comparative of the percentage collections for the current year against the two previous rating years. The current years collections are up to 30th September 2024.



OFFICER RECOMMENDATION

THAT the August and September Monthly Investment and Rates Collection reports be received.

ATTACHMENTS

Nil

COUNCIL RESOLUTION:

THAT the August and September Monthly Investment and Rates Collection reports be received.

(Moved Cr Rachel Sherman, Seconded Cr Sarah Crump)

CARRIED

For: Cr Adrian Willmot, Cr John Bishton, Cr Michael Collins, Cr Rachel Sherman, Cr Scot Crispin, Cr Sean Coleman, Cr Marilyn Dixon OAM, Cr Sarah Crump and Cr Tiffany Galvin

Against: Nil

6 CLOSURE

The meeting closed at 10.20 am.