



LATE ITEMS

Content	Page No
OFFICERS REPORTS	
3. April Monthly Investment and Rates Collection Report and General Finance Report.....	2
4. Local Road and Community Infrastructure Program.....	6
5. Quarterly Budget Review Statement.....	32

Note: Item 5 the most recent late item

Item 1 April Monthly Investment and Rates Collection Report and General Finance Report**FILE REFERENCE****DELIVERY PROGRAM****GOAL:** 5. Organisational Management**OUTCOME:** 5.1 CORPORATE MANAGEMENT**STRATEGY:** 5.1.1 Financial management and accountability systems - CFO - internal**AUTHOR** Manager, Finance**STAFF DISCLOSURE OF INTEREST** Nil**IN BRIEF/ SUMMARY RECOMMENDATION**

At each monthly Ordinary Meeting, the Council is presented with the schedule relating to Investments, as at the end of the previous month.

TABLED ITEMS Nil**BACKGROUND:**

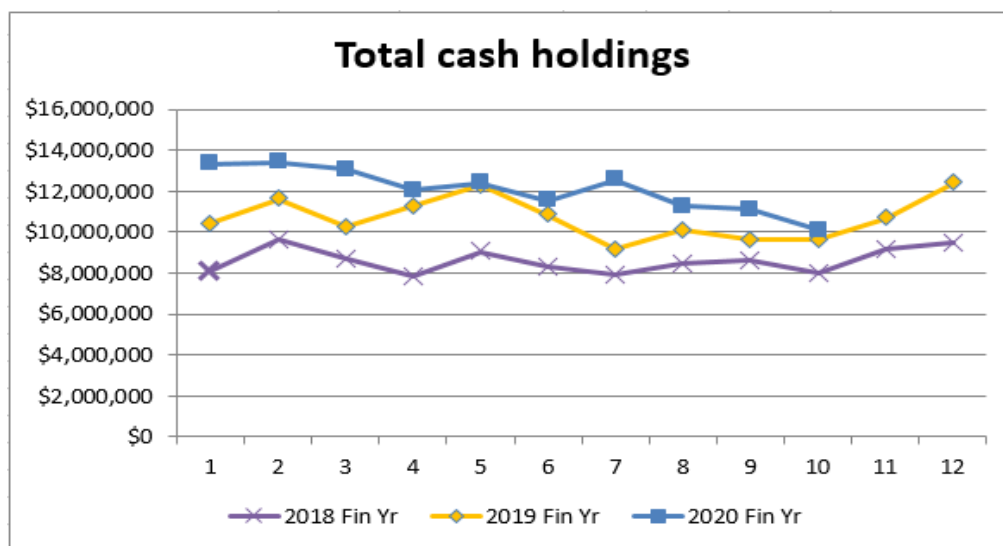
In accordance with Clause 19(3) of the Local Government (Financial Management) Regulation 1993, the following information provides details of Council's funds invested as at 30 April 2020.

Direct Investments							
Broker	ID	Investment Name	Rating	Type	Next Rollover	Yield	Current Value
NAB	2020.07	NAB	AA	TD	29/06/2020	1.23%	\$1,000,000.00
NAB	2020.08	NAB	AA	TD	29/06/2020	1.23%	\$1,000,000.00
NAB	2020.09	NAB	AA	TD	29/06/2020	0.09%	\$1,000,000.00
Grand Total							\$3,000,000.00

Managed Funds					
Fund	Investment	Horizon	Type	3 Mth Avg Yield	Current Value
Regional Australia Bank		At Call	Cash	See report	\$347,639.97
Tcorp Cash Fund		At Call	Cash	See report	\$5,176,828.57
Tcorp Medium Term Fund		At Call	Cash	See report	\$1,024,604.55
Grand Total					\$6,549,073.09

Total Investments	
Direct Investments	\$3,000,000.00
Managed Funds	\$6,549,073.09
Grand Total	\$9,549,073.09

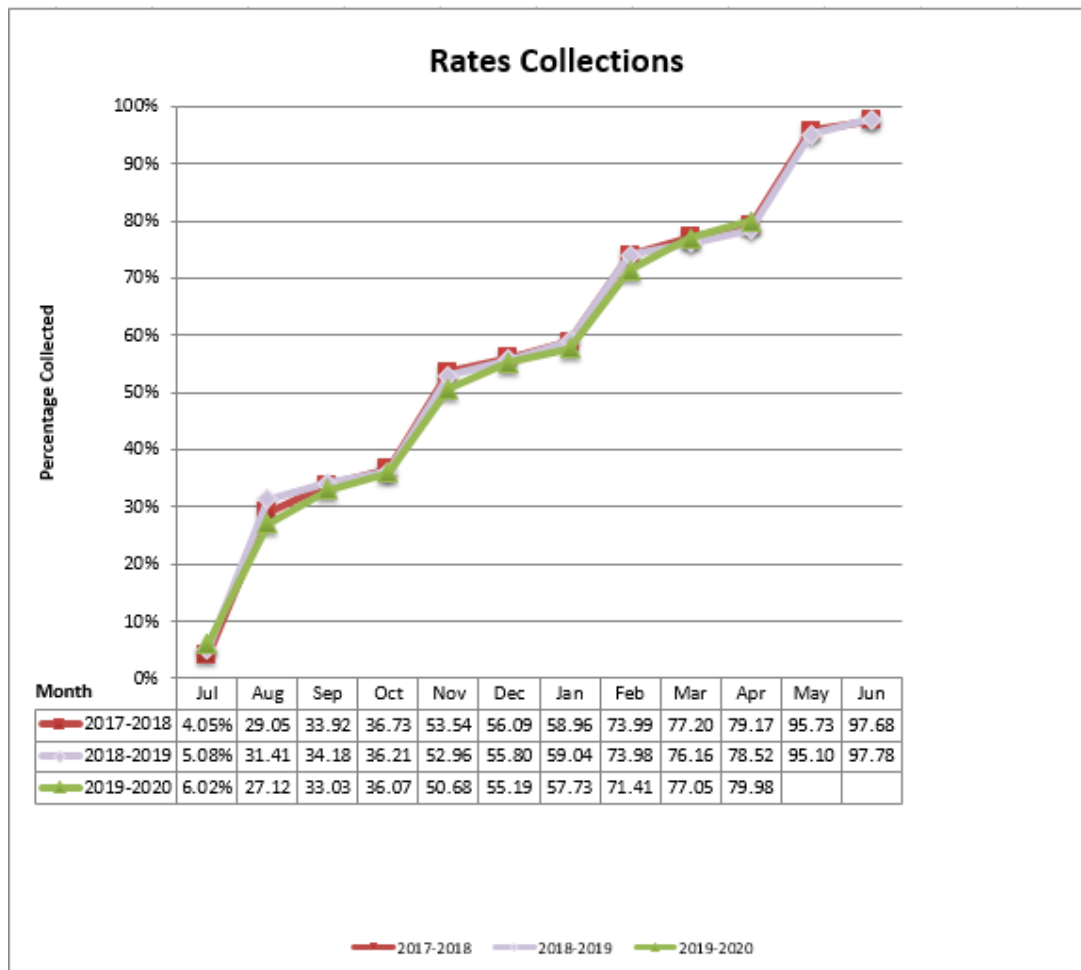
Cash and Investments	
Total Investments	
Direct Investments	\$3,000,000.00
Managed Funds	\$6,549,073.09
Grand Total Investments	\$9,549,073.09
Total Cash and Investments	
Investments	\$9,549,073.09
Cash at bank	\$ 565,525.91
Grand Total Cash and Investments	\$10,114,599.00
General Fund Cash	
Total cash and investments	\$10,114,599.00
LESS:	
Water fund*	-\$916,138.94
Sewer fund*	-\$3,336,558.30
Waste fund*	-\$3,191,452.62
Other restrictions:	
Employee leave entitlements*	-\$1,200,000.00
Carry over works in progress*	-\$450,000.00
Asset replacement*	\$0.00
Bonds and deposits	-\$363,000.00
Unexpended grants*	-\$500,000.00
Developer contributions	-\$7,000.00
*These figures may change with end of year processing	
Discretionary General Fund Cash	\$150,449.14



I, Helen Thomas, Finance Manager and Responsible Accounting Officer for Gwydir Shire Council, certify that the Council's investments have been made in accordance with the Local Government Act 1993, Local Government (General) Regulation 2005 and Council's Investment Policy (F.01.03), as amended.

RATES COLLECTIONS

The graph below represents a comparative of the percentage collections for the current year against the two previous rating years. The current years collections are up to 30 April 2020.

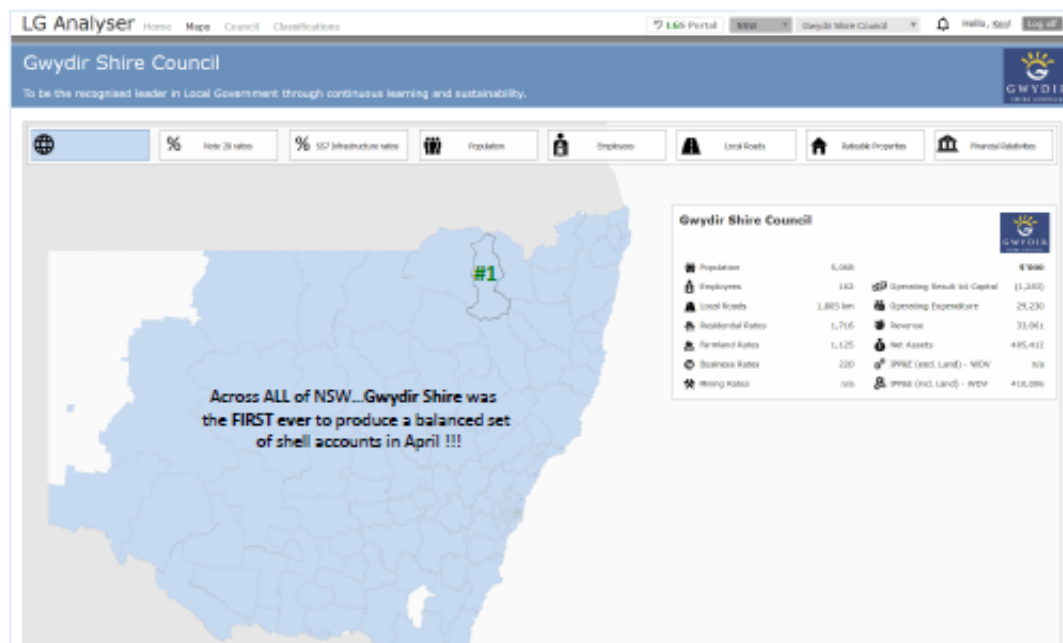
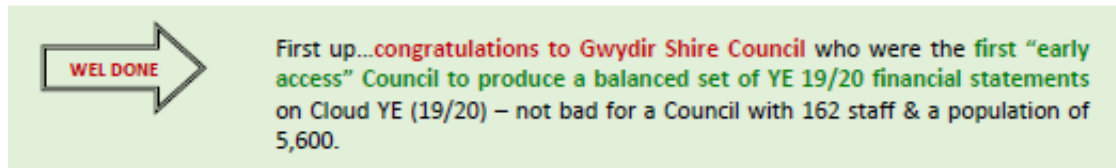


GENERAL FINANCE

While the NSW Government has announced that Councils have the ability to delay sending out the first quarterly rates notice for 2020-21, Gwydir Shire Council have a robust hardship procedure that voids the need for this to happen. Any shire resident that is unable to make payment on their rates by due dates, can contact Council and we will assist in making a suitable arrangement case by case for residents to overcome any hardship.

Council is currently working through the 2020 Financial Year Interim Audit. The Buildings revaluation has been approved and processed and we are currently awaiting sign off from the Roads revaluation.

It is pleasing to report that Council has received a special mention in the monthly LG Debits and Credits newsletter that is distributed to the majority of NSW Councils. The Audit Office are making recommendations to Councils to get a portion of the financials at a stage of 'early close' to refine and ensure end of year statement preparations do not have any issues that could hold the process up.



* Image taken directly from the LG Debits and Credits May Edition of Newsletter

OFFICER RECOMMENDATION

THAT the April Monthly Investment and Rates Collection Report and General Finance Report be received

ATTACHMENTS

There are no attachments for this report.

Item 2 Local Road and Community Infrastructure Program

FILE REFERENCE

DELIVERY PROGRAM

GOAL: 2. Building the business base

OUTCOME: 2.1 OUR ECONOMY IS GROWING AND SUPPORTED

STRATEGY: 2.1.1 Plan for and develop the right assets and infrastructure - TS -external

AUTHOR General Manager

IN BRIEF/ SUMMARY RECOMMENDATION

This report recommends that the General Manager report to Council on the most appropriate road works and community projects to be undertaken from the additional funding from the Local Road and Community Infrastructure Program.

TABLED ITEMS	Nil
---------------------	-----

BACKGROUND

On 22 May 2020 the Australian Government announced a new \$500 million Local Roads and Community Infrastructure Program (LRCI Program).

The funding allocations have been calculated in a similar way to how the Roads to Recovery Program and the road component of the Financial Assistance Grants works.

This formula takes into consideration road length and population and is based on recommendations of Local Government Grants Commissions.

Gwydir Shire has been advised that and allocation of \$1,182,224 under the newly created Local Road and Community Infrastructure Program.

This program will allow the funding to be spent on roads or other projects such as “new or upgraded bicycle and walking paths, community facilities, and picnic shelters and barbeque facilities at parks”.

The Federal Government's website states *"This program will support local councils to deliver priority local road and community infrastructure projects across Australia, supporting jobs and the resilience of local economies to help communities bounce back from the COVID-19 pandemic"*.

COMMENT

Possible projects could include:

The commencement of the sealing of the Horton Road between Upper Horton and Killarney Gap Road, also the subject of a NSW Government Fixing Local Roads Grant but undetermined as yet;

The upgrade of the Warialda Medical Centre (approximately \$200,000) but its ability to be included would need to be established under the program guidelines; and;
Smaller projects across the Shire such as some requested work at the Presbyterian Church in Warialda or the Anglican Church at Upper Horton.

A full list of possible projects will be presented to Council for consideration. The funding is available from 1st July 2020.

OFFICER RECOMMENDATION

THAT the report be received and that the General Manager report to Council on the most appropriate road works and community projects to be considered for funding from the Local Road and Community Infrastructure Program.

FURTHER that the Council's Federal Members be thanked for this additional funding.

ATTACHMENTS

- AT-** The Hon Mark Coulton MP Press Release
- AT-** The Hon Barnaby Joyce MP Press Release
- AT-** Program Fact Sheet
- AT-** Australia Wide Allocations



New program delivers \$21m for Parkes electorate councils

22 May 2020

Councils in the Parkes electorate will be supported with more than \$21 million in new funding, as part of the Federal Liberal and Nationals Government's \$1.8 billion boost for road and community projects through local governments across Australia.

The investment will support local jobs and businesses, and boost local economies struggling with the effects of COVID-19.

Federal Member for Parkes and Minister for Local Government Mark Coultou said the package included the establishment of a new \$500 million Local Road and Community Infrastructure Program, and the bringing forward of \$1.3 billion of the 2020-21 Financial Assistance Grant payment.

The new Program is based on the successful Roads to Recovery program and will enable local councils to deliver priority projects with a focus on upgrades and maintenance to local roads and community infrastructure.

Mr Coultou said accelerating local infrastructure projects was important for supporting jobs and the local economy in the Parkes electorate.

"Every single job we support makes a huge difference in our local communities, now and as we navigate out of the coronavirus pandemic," Mr Coultou said.

"Not only will this package support jobs, construction businesses and the economy across the region, it will improve our local roads, and provide for new and upgraded amenities to help communities stay connected.

"I will be working alongside all Parkes electorate councils to make sure projects get underway to support jobs and businesses as soon as possible."

Local road projects to be delivered under the Program include, but are not limited to, constructing or improving bridges and tunnels, street lighting, and heavy vehicle facilities such as rest areas.

A broad range of community infrastructure projects will be eligible including new or upgraded bicycle and walking paths, community facilities, and picnic shelters and barbeque facilities at parks.

Mr Coultou said that under the Financial Assistance Grant program, more than \$55 million in payments had been made to councils in the Parkes electorate this financial year. This

📧 mark.coulton.mp@aph.gov.au

🌐 markcoulton.com.au

☎️ DUBBO 02 6882 0999 CANBERRA 02 6277 7495

🏠 Shop 3, 153 Brisbane Street, Dubbo NSW 2830

THE NATIONALS
for Regional Australia



pre-payment is part of the \$1.3 billion being brought forward from next year's Financial Assistance Grants to ensure there is untied funding available for local councils as a block payment now, rather than being spread over the next 12 months.

Guidelines for the Program will be provided directly to local governments by the Department of Infrastructure, Transport, Regional Development and Communications.

Allocations under the Local Road and Community Infrastructure programs can be found at https://investment.infrastructure.gov.au/infrastructure_investment

For more information about Financial Assistance Grant allocations in New South Wales visit www.regional.gov.au/local/assistance/fags-state-summaries-nsw-2019-20.aspx

Media contact: Anna Tickle 0491 135 852

Parkes electorate LGAs - Local Road and Community Infrastructure Program

LGA	Funding Allocation
Bogan Shire Council	\$911,524
Bourke Shire Council	\$1,199,903
Brewarrina Shire Council	\$820,558
Broken Hill City Council	\$310,580
Central Darling Shire Council	\$1,001,818
Cobar Shire Council	\$1,085,211
Coonamble Shire Council	\$929,818
Dubbo Regional Council	\$2,146,498
Gilgandra Shire Council	\$878,444
Gunnedah Shire Council	\$1,007,220
Gwydir Shire Council	\$1,182,224
Lachlan Shire Council	\$2,128,508
Moree Plains Shire Council	\$1,814,888
Narrabri Shire Council	\$1,475,176
Narromine Shire Council	\$909,690
Walgett Shire Council	\$1,235,615
Warren Shire Council	\$655,258
Warrumbungle Shire Council	\$1,553,366

✉ mark.coulton.mp@aph.gov.au
🌐 markcoulton.com.au

☎ DUBBO 02 6882 0999 CANBERRA 02 6277 7495
🏠 Shop 3, 153 Brisbane Street, Dubbo NSW 2830

THE NATIONALS
for Regional Australia



Hon **Barnaby Joyce** MP

FEDERAL MEMBER FOR NEW ENGLAND

MEDIA RELEASE

22 May 2020

\$11.8 MILLION IMMEDIATE INVESTMENT FOR LOCAL COUNCILS IN NEW ENGLAND

Councils in the New England will receive more than \$11 million in Australian Government funding to build new road and community projects throughout the electorate.

Federal Member for New England, Barnaby Joyce, said the direct investment to local governments will support local jobs and businesses and boost local economies struggling under the effects of COVID-19.

The package included the establishment of a new \$500 million Local Road and Community Infrastructure Program and the bringing forward of \$1.3 billion of the 2020-21 Financial Assistance Grant payment.

Mr Joyce said accelerating local infrastructure projects was important for supporting jobs and the local economy in the New England.

"Every single job we support makes a huge difference in our local communities, now and as we navigate out of the coronavirus pandemic," Mr Joyce said.

"Not only will this package support jobs, construction businesses and the economy across our New England electorate, it will improve our local roads and provide for new and upgraded amenities to help communities stay connected.

"I will be working closely with councils to make sure projects get under way to support jobs and businesses as soon as possible."

The new Program is based on the successful Roads to Recovery program and will enable local councils to deliver priority projects with a focus on upgrades and maintenance to local roads and community infrastructure.

Local road projects to be delivered under the Program include but are not limited to constructing or improving bridges and tunnels, street lighting, and heavy vehicle facilities such as rest areas.

A broad range of community infrastructure projects will be eligible including new or upgraded bicycle and walking paths, community facilities, and picnic shelters and barbeque facilities at parks.

Guidelines for the Program will be provided directly to local governments by the Department of Infrastructure, Transport, Regional Development and Communications.

.../1

Principal Office - Tamworth

All Mail: PO Box 963, Tamworth NSW 2340
Suite 17, Ground Floor, 454-456 Peel Street, Tamworth NSW 2340
ph 02 6761 3080 fax 02 6761 3380

Tenterfield Office

255 Rouse Street, Tenterfield NSW 2372
ph 02 6736 1099 fax 02 6736 1433

Authorised by Barnaby Joyce MP, The Nationals, Tamworth, NSW

barnaby.joyce.mp@aph.gov.au www.barnabyjoyce.com.au www.facebook.com/BarnabyJoyceMP





Hon **Barnaby Joyce** MP

FEDERAL MEMBER FOR NEW ENGLAND

-2-

Under the Local Roads and Community Infrastructure Program the following funding allocations are being made to councils in New England:

- Tamworth Regional Council \$2,652,533
- Armidale Regional Council \$1,429,701
- Inverell Shire Council \$1,402,055
- Gwydir Shire Council \$1,182,224
- Upper Hunter Shire Council \$1,230,434
- Tenterfield Shire Council \$1,044,335
- Glen Innes Severn Council \$872,429
- Liverpool Plains Shire Council \$866,772
- Uralla Shire Council \$596,106
- Walcha Council \$591,796

(ENDS)

Principal Office - Tamworth

All Mail: PO Box 963, Tamworth NSW 2340
Suite 17, Ground Floor, 454-456 Peel Street, Tamworth NSW 2340
ph 02 6761 3080 fax 02 6761 3380

Tenterfield Office

255 Rouse Street, Tenterfield NSW 2372
ph 02 6736 1099 fax 02 6736 1433

Authorised by Barnaby Joyce MP, The Nationals, Tamworth, NSW

barnaby.joyce.mp@aph.gov.au www.barnabyjoyce.com.au www.facebook.com/BarnabyJoyceMP





Australian Government
Department of Infrastructure, Transport,
Regional Development and Communications

Local Roads and Community Infrastructure Program

As the closest tier of government to the community, local governments have a critical role in delivering vital services and ensuring the quality of life for communities across Australia. Local governments are now also playing a key role in protecting the community from the impacts of COVID-19.

The Australian Government has committed \$500 million to the Local Road and Community Infrastructure Program (LRCI Program) to support jobs, businesses and the resilience of local economies.

From 1 July 2020, councils will be able to access funding to support delivery of priority local road and community infrastructure projects.

Who will receive funding?

All local councils will be eligible for funding under the LRCI Program.

State governments and the shires of Christmas Island, Cocos (Keeling) Islands and Norfolk Island and the Lord Howe Island Board that deliver council services to unincorporated areas in their jurisdiction will also be eligible for funding.

In addition, the Northern Territory Government will be eligible for funding for roads in areas which until 2008 were unincorporated and for which responsibility has not been transferred to relevant councils.

How much funding will each council receive?

Each council will receive a share of funding under the Local Roads and Community Infrastructure Program (see *Local Roads and Community Infrastructure Program: Funding Allocations*).

A council's share of funding has been calculated in a similar way to how the Roads to Recovery Program and the road component of the Financial Assistance Grants works. This formula takes into consideration road length and population and is based on recommendations of Local Government Grants Commissions.

How can councils apply for funding?

Councils will be able to select the projects to be funded in their community according to priorities at the local level.

Similar to the Roads to Recovery Program, councils will need to submit a Work Schedule that outlines the project(s) they plan to undertake.

As long as these projects are eligible local road or community infrastructure projects, they will receive funding.

1

What projects will be eligible for funding?

Funding is available for local road and community infrastructure projects that involve the construction, maintenance and/or improvements to council-owned assets (including natural assets) that are generally accessible to the public.

Projects will need to deliver benefits to the community, such as improved accessibility, visual amenity and safety benefits.

Eligible local road projects could include works involving any of the following associated with a road:

- traffic signs;
- traffic control equipment;
- street lighting equipment;
- a bridge or tunnel;
- a facility off the road used by heavy vehicles in connection with travel on the road (for example, a rest area or weigh station);
- facilities off the road that support the visitor economy; and
- road and sidewalk maintenance, where additional to normal capital works schedules.

Eligible community infrastructure projects could include works involving:

- Closed Circuit TV (CCTV);
- bicycle and walking paths;
- painting or improvements to community facilities;
- repairing and replacing fencing;
- improved accessibility of community facilities and areas;
- landscaping improvements, such as tree planting and beautification of roundabouts;
- picnic shelters or barbeque facilities at community parks;
- playgrounds and skateparks (including all ability playgrounds);
- noise and vibration mitigation measures; and
- off-road car parks (such as those at sporting grounds or parks).

When will funding be available?

Funding will be available from 1 July 2020.

2

Are there any conditions that apply to funding?

Councils will need to complete all project works by 30 June 2021 to receive their full nominal share of funding.

Councils will also need to demonstrate that projects are additional to their pre-COVID-19 work program for 2020-21. If a project has been brought forward from a future work program it will be eligible for funding.

Additional conditions, such as signage requirements, will be outlined in program guidelines, which are currently being finalised.

What are the next steps?

The Department of Infrastructure, Transport, Regional Development and Communications will be consulting with local government organisations to finalise implementation arrangements for the LRCI Program.

Councils will then be asked to agree to the program arrangements and identify local projects in their area.



Local Roads and Community Infrastructure Program: Funding Allocations

STATE	RECIPIENT	ALLOCATION (\$)
ACT	Transport Canberra and City Services Directorate	7,968,750
NSW	Albury City Council	883,074
NSW	Armidale Regional Council	1,429,701
NSW	Ballina Shire Council	880,244
NSW	Balranald Shire Council	832,921
NSW	Bathurst Regional Council	1,248,559
NSW	Bayside Council	737,406
NSW	Bega Valley Shire Council	1,221,983
NSW	Bellingen Shire Council	594,625
NSW	Berrigan Shire Council	877,527
NSW	Blacktown City Council	2,138,829
NSW	Bland Shire Council	1,849,827
NSW	Blayney Shire Council	537,301
NSW	Blue Mountains City Council	869,182
NSW	Bogan Shire Council	911,524
NSW	Bourke Shire Council	1,199,903
NSW	Brewarrina Shire Council	820,558
NSW	Broken Hill City Council	310,580
NSW	Burwood Council	169,168
NSW	Byron Shire Council	730,070
NSW	Cabonne Council	1,293,770
NSW	The Council of Camden	874,692
NSW	Campbelltown City Council	1,106,330
NSW	City of Canada Bay Council	403,595
NSW	Canterbury-Bankstown Council	1,679,331
NSW	Carrathool Shire Council	1,456,711
NSW	Central Coast Council	2,771,892

1

NSW	Central Darling Shire Council	1,001,818
NSW	Cessnock City Council	1,065,399
NSW	Clarence Valley Council	2,051,366
NSW	Cobar Shire Council	1,085,211
NSW	Coffs Harbour City Council	1,382,096
NSW	Coolamon Shire Council	772,445
NSW	Coonamble Shire Council	929,818
NSW	Cootamundra-Gundagai Regional Council	985,552
NSW	Cowra Shire Council	915,452
NSW	Cumberland Council	1,039,594
NSW	Dubbo Regional Council	2,146,498
NSW	Dungog Shire Council	574,823
NSW	Edward River Council	963,170
NSW	Eurobodalla Shire Council	1,039,292
NSW	Fairfield City Council	1,083,578
NSW	Federation Council	1,396,532
NSW	Forbes Shire Council	1,222,566
NSW	Georges River Council	706,045
NSW	Gilgandra Shire Council	878,444
NSW	Glen Innes Severn Council	872,429
NSW	Goulburn Mulwaree Council	1,074,884
NSW	Greater Hume Shire Council	1,294,190
NSW	Griffith City Council	1,030,641
NSW	Gunnedah Shire Council	1,007,220
NSW	Gwydir Shire Council	1,182,224
NSW	Hawkesbury City Council	1,087,629
NSW	Hay Shire Council	508,687
NSW	The Hills Shire Council	1,194,721
NSW	Hilltops Council	1,770,968
NSW	Hornsby Shire Council	871,538
NSW	Hunter's Hill Municipal Council	92,935
NSW	Inner West Council	856,830
NSW	Inverell Shire Council	1,402,055

2

NSW	Junee Shire Council	587,934
NSW	Kempsey Shire Council	1,160,188
NSW	Kiama Municipal Council	323,344
NSW	Ku-ring-gai Council	706,890
NSW	Kyogle Council	1,024,156
NSW	Lachlan Shire Council	2,128,508
NSW	Lake Macquarie City Council	1,752,388
NSW	Lane Cove Council	180,185
NSW	Leeton Shire Council	656,388
NSW	Lismore City Council	1,228,170
NSW	City of Lithgow Council	796,800
NSW	Liverpool City Council	1,430,716
NSW	Liverpool Plains Shire Council	866,772
NSW	Lockhart Shire council	846,561
NSW	Lord Howe Island Board	51,429
NSW	Maitland City Council	872,757
NSW	Mid-Coast Council	3,392,463
NSW	Mid-Western Regional Council	1,525,932
NSW	Moree Plains Shire Council	1,814,888
NSW	Mosman Municipal Council	149,862
NSW	Murray River Council	1,861,814
NSW	Murrumbidgee Council	1,008,021
NSW	Muswellbrook Shire Council	577,898
NSW	Nambucca Valley Council	768,865
NSW	Narrabri Shire Council	1,475,176
NSW	Narrandera Shire Council	997,363
NSW	Narromine Shire Council	909,690
NSW	Newcastle City Council	1,146,471
NSW	Norfolk Island Regional Council	82,929
NSW	North Sydney Council	304,610
NSW	Northern Beaches Council	1,418,332
NSW	Oberon Council	584,514
NSW	Orange City Council	720,809

3

NSW	Parkes Shire Council	1,337,613
NSW	City of Parramatta Council	1,282,352
NSW	Penrith City Council	1,522,275
NSW	Port Macquarie Hastings Council	1,826,618
NSW	Port Stephens Council	780,527
NSW	Queanbeyan-Palerang Regional Council	1,527,709
NSW	Randwick City Council	616,934
NSW	Richmond Valley Council	1,002,214
NSW	Council of the City of Ryde	591,724
NSW	Shellharbour City Council	567,099
NSW	Shoalhaven City Council	2,141,844
NSW	Singleton Council	816,085
NSW	Snowy Monaro Regional Council	1,744,322
NSW	Snowy Valleys Council	871,816
NSW	Strathfield Municipal Council	185,608
NSW	Sutherland Shire Council	1,286,114
NSW	City of Sydney	865,560
NSW	Tamworth Regional Council	2,652,533
NSW	Temora Shire Council	825,968
NSW	Tenterfield Shire Council	1,044,335
NSW	Transport for NSW	969,769
NSW	Tweed Shire Council	1,814,531
NSW	Upper Hunter Shire Council	1,230,434
NSW	Upper Lachlan Council	1,203,048
NSW	Uralla Shire Council	596,106
NSW	Wagga Wagga City Council	2,050,700
NSW	Walcha Council	591,796
NSW	Walgett Shire Council	1,235,615
NSW	Warren Shire Council	655,258
NSW	Warrumbungle Shire Council	1,553,366
NSW	Waverley Council	277,817
NSW	Weddin Shire Council	635,335
NSW	Wentworth Shire Council	1,278,207

4

NSW	Willoughby City Council	375,507
NSW	Wingecarribee Shire Council	1,184,041
NSW	Wollondilly Shire Council	872,871
NSW	Wollongong City Council	1,540,943
NSW	Council of the Municipality of Woollahra	274,790
NSW	Yass Valley Council	857,227
NT	Alice Springs Town Council	433,129
NT	Barkly Regional Council	206,960
NT	Belyuen Community Government Council	14,994
NT	Central Desert Regional Council	399,793
NT	Coomalie Community Government Council	215,886
NT	City of Darwin	862,060
NT	Department of Transport	6,569,766
NT	East Arnhem Regional Council	566,290
NT	Katherine Town Council	288,649
NT	Litchfield Council	1,183,429
NT	Local Government Association of the Northern Territory	711,844
NT	MacDonnell Regional Council	455,503
NT	City of Palmerston	411,889
NT	Roper Gulf Regional Council	489,289
NT	Tiwi Islands Regional Council	443,404
NT	Victoria Daly Regional Council	318,243
NT	Wagait Shire Council	25,116
NT	West Arnhem Regional Council	540,268
NT	West Daly Regional Council	402,007
QLD	Aurukun Council	53,749
QLD	Balonne Shire Council	1,141,450
QLD	Banana Shire Council	1,808,133
QLD	Barcaldine Regional Council	1,291,666
QLD	Barcoo Shire Council	710,542
QLD	Blackall-Tambo Regional Council	808,346
QLD	Boulia Shire Council	568,456

5

QLD	Brisbane City Council	11,710,003
QLD	Bulloo Shire Council	848,921
QLD	Bundaberg Regional Council	2,014,577
QLD	Burdekin Shire Council	620,261
QLD	Burke Shire Council	305,861
QLD	Cairns Regional Council	1,830,518
QLD	Carpentaria Shire Council	711,924
QLD	Cassowary Coast Regional Council	739,286
QLD	Central Highlands Regional Council	2,165,138
QLD	Charters Towers Regional Council	1,706,358
QLD	Cherbourg Aboriginal Shire Council	39,849
QLD	Cloncurry Shire Council	692,019
QLD	Cook Shire Council	1,278,916
QLD	Croydon Shire Council	464,921
QLD	Diamantina Shire Council	453,393
QLD	Doomadgee Aboriginal Shire Council	59,500
QLD	Douglas Shire Council	274,337
QLD	Etheridge Shire Council	758,556
QLD	Flinders Shire Council	858,755
QLD	Fraser Coast Regional Council	1,912,057
QLD	Gladstone Regional Council	1,609,377
QLD	City of Gold Coast	5,919,014
QLD	Goondiwindi Regional Council	1,139,053
QLD	Gympie Regional Council	1,361,802
QLD	Hinchinbrook Shire Council	378,323
QLD	Hope Vale Aboriginal Council	63,728
QLD	Ipswich City Council	2,327,860
QLD	Isaac Regional Council	1,546,389
QLD	Kowanyama Aboriginal Shire Council	157,431
QLD	Livingstone Shire Council	906,477
QLD	Lockhart River Aboriginal Shire Council	80,743
QLD	Lockyer Valley Regional Council	927,079
QLD	Logan City Council	3,487,130

6

QLD	Longreach Regional Council	1,196,175
QLD	Mackay Regional Council	1,956,590
QLD	Mapoon Aboriginal Shire Council	26,740
QLD	Maranoa Regional Council	2,576,007
QLD	Mareeba Shire Council	1,149,665
QLD	McKinlay Shire Council	700,484
QLD	Moreton Bay Regional Council	5,003,061
QLD	Mornington Shire Council	76,418
QLD	Mount Isa City Council	1,009,519
QLD	Murweh Shire Council	1,216,089
QLD	Napranum Aboriginal Shire Council	81,455
QLD	Noosa Council	790,346
QLD	North Burnett Regional Council	1,851,438
QLD	Northern Peninsula Area Regional Council	177,442
QLD	Palm Island Aboriginal Council	36,368
QLD	Paroo Shire Council	973,400
QLD	Pormpuraaw Aboriginal Shire Council	246,944
QLD	Quilpie Shire Council	891,657
QLD	Redland City Council	1,692,120
QLD	Richmond Shire Council	557,208
QLD	Rockhampton Regional Council	1,483,455
QLD	Scenic Rim Regional Council	1,089,053
QLD	Somerset Regional Council	987,796
QLD	South Burnett Regional Council	1,644,465
QLD	Southern Downs Regional Council	1,577,341
QLD	Sunshine Coast Regional Council	3,653,767
QLD	Tablelands Regional Council	979,647
QLD	Toowoomba Regional Council	4,092,300
QLD	Torres Shire Council	156,288
QLD	Torres Strait Island Regional Council	194,288
QLD	Townsville City Council	2,230,838
QLD	Western Downs Regional Council	3,465,660
QLD	Whitsunday Regional Council	1,050,537

7

QLD	Winton Shire Council	1,066,785
QLD	Woorabinda Aboriginal Council	31,555
QLD	Wujal Wujal Aboriginal Shire Council	9,956
QLD	Yarrabah Community Council	45,250
SA	City of Adelaide	337,528
SA	Adelaide Hills Council	781,415
SA	Adelaide Plains Council	345,459
SA	Alexandrina Council	685,920
SA	Anangu Pitjantjatjara Yankunytjatjara	234,437
SA	The Barossa Council	565,108
SA	Barunga West Council	279,118
SA	The Berri Barmera Council	299,755
SA	The City of Burnside	567,219
SA	Campbelltown City Council (SA)	618,860
SA	District Council of Ceduna	529,407
SA	City of Charles Sturt	1,297,277
SA	Clare and Gilbert Valleys Council	477,275
SA	District Council of Cleve	483,287
SA	District Council of Coober Pedy	129,085
SA	Coorong District Council	751,813
SA	Copper Coast Council	412,199
SA	District Council of Elliston	498,641
SA	The Flinders Ranges Council	386,357
SA	District Council of Franklin Harbour	303,556
SA	Town of Gawler	405,562
SA	Gerard Reserve Council Inc	102,392
SA	Regional Council of Goyder	767,234
SA	District Council of Grant	423,450
SA	City of Holdfast Bay	454,947
SA	Kangaroo Island Council	487,807
SA	District Council of Karoonda East Murray	427,543
SA	District Council of Kimba	389,012
SA	Kingston District Council	340,359

8

SA	Light Regional Council	505,918
SA	District Council of Lower Eyre Peninsula	508,294
SA	District Council of Loxton Waikerie	825,615
SA	Maralinga Tjarutja	136,599
SA	City of Marion	1,057,753
SA	Mid Murray Council	745,746
SA	City of Mitcham	847,802
SA	The District Council of Mount Barker	676,351
SA	City of Mount Gambier	486,995
SA	District Council of Mount Remarkable	453,865
SA	The Rural City of Murray Bridge	571,938
SA	Naracoorte Lucindale Council	573,718
SA	Nipapanha Community Aboriginal Corporation	102,304
SA	Northern Areas Council	489,849
SA	City of Norwood Payneham and St Peters	444,393
SA	City of Onkaparinga	2,463,485
SA	District Council of Orroroo/Carrieton	341,598
SA	District Council of Peterborough	330,216
SA	City of Playford	1,394,838
SA	City of Port Adelaide Enfield	1,452,265
SA	Port Augusta City Council	369,020
SA	City of Port Lincoln	306,196
SA	Port Pirie Regional Council	555,731
SA	City of Prospect	286,180
SA	Renmark Paringa Council	307,491
SA	District Council of Robe	191,267
SA	Roxby Downs Council	146,865
SA	City of Salisbury	1,683,846
SA	Southern Mallee District Council	489,276
SA	District Council of Streaky Bay	551,708
SA	Tatiara District Council	648,849
SA	City of Tea Tree Gully	1,213,751
SA	Department of Planning, Transport and Infrastructure	4,480,435

9

SA	District Council of Tumby Bay	348,744
SA	Corporation of The City of Unley	462,672
SA	City of Victor Harbor	355,740
SA	Wakefield Regional Council	619,143
SA	Corporation of the Town of Walkerville	160,941
SA	Wattle Range Council	629,298
SA	City of West Torrens	699,514
SA	The Corporation of The City of Whyalla	467,667
SA	Wudinna District Council	484,719
SA	Yalata Anangu Aboriginal Corporation	125,977
SA	District Council of Yankalilla	245,369
SA	Yorke Peninsula Council	903,914
TAS	Break O'Day Council	647,406
TAS	Brighton Council	249,567
TAS	City of Burnie	484,186
TAS	Central Coast Council	771,586
TAS	Central Highlands Council	589,128
TAS	Circular Head Council	803,241
TAS	Clarence City Council	649,937
TAS	Derwent Valley Council	378,807
TAS	Devonport City Council	506,733
TAS	Dorset Council	751,168
TAS	Flinders Council	298,905
TAS	George Town Council	333,105
TAS	Glamorgan Spring Bay Council	401,087
TAS	Glenorchy City Council	578,903
TAS	Hobart City Council	685,131
TAS	Huon Valley Council	664,685
TAS	Kentish Council	467,855
TAS	King Island Council	414,531
TAS	Kingborough Council	596,102
TAS	Latrobe Council	311,061
TAS	Launceston City Council	1,206,930

10

TAS	Meander Valley Council	874,333
TAS	Northern Midlands Council	960,937
TAS	Sorell Council	387,296
TAS	Southern Midlands Council	665,531
TAS	Tasman Council	208,283
TAS	Waratah-Wynyard Council	564,684
TAS	West Coast Council	304,282
TAS	West Tamar Council	519,602
VIC	Alpine Shire Council	710,300
VIC	Ararat Rural City Council	1,461,358
VIC	City of Ballarat	1,532,905
VIC	Banyule City Council	617,878
VIC	Bass Coast Shire Council	923,666
VIC	Baw Baw Shire Council	1,795,027
VIC	Bayside City Council	370,932
VIC	Benalla Rural City Council	975,055
VIC	City of Boroondara	593,811
VIC	Brimbank City Council	1,132,617
VIC	Buloke Shire Council	1,599,763
VIC	Campaspe Shire Council	2,622,795
VIC	Cardinia Shire Council	1,691,139
VIC	Casey City Council	1,633,695
VIC	Central Goldfields Shire Council	789,546
VIC	Colac Otway Shire Council	1,703,200
VIC	Corangamite Shire Council	2,285,555
VIC	City of Darebin	581,561
VIC	East Gippsland Shire Council	2,994,961
VIC	Frankston City Council	743,911
VIC	Department of Environment and Primary Industries	27,143
VIC	Gannawarra Shire Council	1,317,955
VIC	Glen Eira City Council	423,694
VIC	Glenelg Shire Council	2,273,611
VIC	Golden Plains Shire Council	1,333,655

11

VIC	City of Greater Bendigo	2,245,916
VIC	City of Greater Dandenong	1,017,807
VIC	The Greater Geelong City Council	2,183,504
VIC	City of Greater Shepparton	2,033,496
VIC	Hepburn Shire Council	968,830
VIC	Hindmarsh Shire Council	1,080,798
VIC	Hobsons Bay City Council	477,167
VIC	Horsham Rural City Council	1,428,396
VIC	Hume City Council	1,618,480
VIC	Indigo Shire Council	1,068,549
VIC	Kingston City Council	817,982
VIC	Knox City Council	732,902
VIC	Latrobe City Council	1,700,085
VIC	Loddon Shire Council	2,387,726
VIC	Macedon Ranges Shire Council	1,441,216
VIC	Manningham City Council	536,402
VIC	Mansfield Shire Council	591,593
VIC	Maribyrnong City Council	357,936
VIC	Maroondah City Council	508,205
VIC	City of Melbourne	468,698
VIC	Melton City Council	1,260,918
VIC	Mildura Rural City Council	2,704,817
VIC	Mitchell Shire Council	1,174,256
VIC	Moira Shire Council	2,544,893
VIC	City of Monash	806,518
VIC	Moonee Valley City Council	460,051
VIC	Moorabool Shire Council	1,281,703
VIC	Moreland City Council	608,790
VIC	Mornington Peninsula Shire Council	1,609,639
VIC	Mount Alexander Shire Council	1,082,212
VIC	Moyne Shire Council	2,717,903
VIC	Murrindindi Shire Council	1,083,272
VIC	Nillumbik Shire Council	739,151

12

VIC	Northern Grampians Shire Council	1,857,984
VIC	City of Port Phillip	277,686
VIC	Pyrenees Shire Council	1,394,921
VIC	Borough of Queenscliffe	38,179
VIC	South Gippsland Shire Council	2,384,531
VIC	Southern Grampians Shire Council	1,985,254
VIC	Stonnington City Council	298,182
VIC	Strathbogie Shire Council	1,439,568
VIC	Surf Coast Shire	1,051,060
VIC	Swan Hill Rural City Council	1,434,158
VIC	Towong Shire Council	1,166,232
VIC	Rural City of Wangaratta	1,554,045
VIC	City of Warrnambool	425,024
VIC	Wellington Shire Council	3,156,576
VIC	West Wimmera Shire Council	1,528,011
VIC	Whitehorse City Council	671,440
VIC	Whittlesea City Council	1,417,408
VIC	City of Wodonga	541,081
VIC	Wyndham City Council	1,501,801
VIC	Yarra City Council	259,126
VIC	Yarra Ranges Shire Council	2,146,363
VIC	Yarriambiack Shire Council	1,322,974
WA	City of Albany	1,196,421
WA	City of Armadale	953,448
WA	Shire of Ashburton	773,161
WA	Shire of Augusta Margaret River	685,838
WA	Town of Bassendean	175,777
WA	City of Bayswater	540,256
WA	City of Belmont	383,751
WA	Shire of Beverley	340,469
WA	Shire of Boddington	170,596
WA	Shire of Boyup Brook	457,531
WA	Shire of Bridgetown Greenbushes	460,521

13

WA	Shire of Brookton	255,450
WA	Shire of Broome	612,936
WA	Shire of Broomehill-Tambellup	440,962
WA	Shire of Bruce Rock	526,302
WA	City of Bunbury	593,130
WA	City of Busselton	961,870
WA	Town of Cambridge	281,804
WA	City of Canning	883,037
WA	Shire of Capel	429,394
WA	Shire of Carnamah	290,419
WA	Shire of Carnarvon	844,041
WA	Shire of Chapman Valley	365,437
WA	Shire of Chittering	332,609
WA	Shire of Christmas Island	337,521
WA	Town of Claremont	104,010
WA	City of Cockburn	1,077,107
WA	Cocos (Keeling) Islands Shire Council	136,739
WA	Collie Shire Council	339,254
WA	Shire of Coolgardie	364,001
WA	Shire of Coorow	388,064
WA	Shire of Corrigin	472,092
WA	Town of Cottesloe	103,767
WA	Shire of Cranbrook	441,469
WA	Shire of Cuballing	247,768
WA	Shire of Cue	340,300
WA	Shire of Cunderdin	366,491
WA	Shire of Dalwallinu	759,910
WA	Shire of Dandaragan	590,929
WA	Shire of Dardanup	352,834
WA	Shire of Denmark	349,937
WA	Shire of Derby/West Kimberley	741,830
WA	Shire of Donnybrook Balingup	460,254
WA	Shire of Dowerin	383,746

14

WA	Shire of Dumbleyung	428,622
WA	Shire of Dundas	287,877
WA	Town of East Fremantle	84,181
WA	Shire of East Pilbara	1,196,498
WA	Shire of Esperance	1,860,938
WA	Shire of Exmouth	304,249
WA	City of Fremantle	293,902
WA	Shire of Gingin	582,112
WA	Shire of Gnowangerup	429,708
WA	Shire of Goomalling	271,061
WA	City of Gosnells	1,097,399
WA	City of Greater Geraldton	1,323,252
WA	Shire of Halls Creek	537,818
WA	Shire of Harvey	668,755
WA	Shire of Irwin	250,934
WA	Shire of Jerramungup	437,340
WA	City of Joondalup	1,439,855
WA	City of Kalamunda	760,081
WA	City of Kalgoorlie-Boulder	1,048,825
WA	City of Karratha	604,179
WA	Shire of Katanning	351,812
WA	Shire of Kellerberrin	401,837
WA	Shire of Kent	501,554
WA	Shire of Kojonup	469,411
WA	Shire of Kondinin	543,234
WA	Shire of Koorda	439,707
WA	Shire of Kulin	571,720
WA	City of Kwinana	534,720
WA	Shire of Lake Grace	860,569
WA	Shire of Laverton	533,569
WA	Shire Of Leonora	440,415
WA	City of Mandurah	877,524
WA	Shire of Manjimup	912,987

15

WA	Shire of Meekatharra	822,435
WA	City of Melville	744,218
WA	Shire of Menzies	547,445
WA	Shire of Merredin	573,735
WA	Shire of Mingenew	242,903
WA	Shire of Moora	507,857
WA	Morawa Shire Council	398,927
WA	Town of Mosman Park	92,018
WA	Mt Magnet Shire Council	241,374
WA	Shire of Mt Marshall	593,001
WA	Shire of Mukinbudin	375,754
WA	Shire of Mundaring	709,881
WA	Shire of Murchison	602,446
WA	Shire of Murray	588,422
WA	Shire of Nannup	343,617
WA	Narembeen Shire Council	546,842
WA	Shire of Narrogin	411,911
WA	City of Nedlands	221,420
WA	Shire of Ngaanyatjaraku	452,936
WA	Shire of Northam	541,406
WA	Shire of Northampton	490,301
WA	Shire of Nungarin	230,826
WA	Shire of Peppermint Grove	49,642
WA	Shire of Perenjori	571,756
WA	City of Perth	326,240
WA	Shire of Pingelly	267,597
WA	Shire of Plantagenet	603,014
WA	Town of Port Hedland	510,728
WA	Shire of Quairading	393,347
WA	Shire of Ravensthorpe	513,120
WA	City of Rockingham	1,343,042
WA	Shire of Sandstone	321,792
WA	Shire of Serpentine Jarrahdale	673,030

16

WA	Shire of Shark Bay	334,062
WA	City of South Perth	300,516
WA	City of Stirling	1,431,569
WA	City of Subiaco	159,181
WA	City of Swan	1,721,380
WA	Shire of Tammin	223,588
WA	Shire of Three Springs	329,104
WA	Shire of Toodyay	398,695
WA	Shire of Trayning	328,913
WA	Shire of Upper Gascoyne	624,873
WA	Town of Victoria Park	274,425
WA	Shire of Victoria Plains	381,412
WA	City of Vincent	270,557
WA	Shire of Wagin	348,962
WA	Shire of Wandering	182,690
WA	City of Wanneroo	1,973,047
WA	Shire of Waroona	289,346
WA	Shire of West Arthur	366,694
WA	Shire of Westonia	361,232
WA	Shire of Wickepin	363,886
WA	Shire of Williams	232,929
WA	Shire of Wiluna	579,699
WA	Shire of Wongan-Ballidu	544,750
WA	Shire of Woodanilling	233,504
WA	Shire of Wyalkatchem	320,734
WA	Shire of Wyndham East Kimberley	629,418
WA	Shire of Yalgoo	414,110
WA	Shire of Yilgarn	943,522
WA	Shire of York	433,684

Item 3 Quarterly Budget Review Statement

FILE REFERENCE

DELIVERY PROGRAM

GOAL: 5. Organisational Management

OUTCOME: 5.1 CORPORATE MANAGEMENT

STRATEGY: 5.1.1 Financial management and accountability systems - CFO - internal

AUTHOR Manager, Finance

STAFF DISCLOSURE OF INTEREST Nil

IN BRIEF/ SUMMARY RECOMMENDATION

This report recommends that the March Quarter Budget Review Statement be noted and that the March Quarter budget adjustments be approved.

TABLED ITEMS	Nil
---------------------	-----

BACKGROUND

This report is required under the Local Government Act and associated Regulations.

COMMENT

The commentary in this report is directed at overall results. The impact on individual business units and by implication the associated service levels has not been assessed - this is the responsibility of individual directors and managers.

Budget adjustments for this quarter of the 2020 Financial Year show adjustments to grant funded programs that will be pushed forward to the next financial year. The data provided in this report has not yet been influenced by any ramifications COVID-19 may bring to Council's bottom line especially within the user fees/charges and areas where tourism has an impact on income.

CONCLUSION

Council continues to work on improving its bottom line and best utilizing funding for the benefit of our communities. With the uncertainty surrounding COVID-19, Council will continue to work as diligently and effectively as possible.

STATUTORY ENVIRONMENT

Local Government Act 1993 and associated regulations.

A quarterly budget review is due within 2 months of the end of each quarter under the requirements of Clause 203 of the Local Government (General)

Regulation 2005:

203 Budget review statements and revision of estimates

- (1) Not later than 2 months after the end of each quarter, the responsible accounting officer of a council must prepare and submit to the council a budget review statement that shows, by reference to the estimate of income and expenditure set out in the management plan that the council has adopted for the relevant year, a revised estimate of the income and expenditure for that year.
- (2) A budget review statement must include or be accompanied by:
 - (a) a report as to whether or not the responsible accounting officer believes that the statement indicates that the financial position of the council is satisfactory, having regard to the original estimate of income and expenditure, and
 - (b) if that position is unsatisfactory, recommendations for remedial action.
- (3) A budget review statement must also include any information required by the Code to be included in such a statement.

FINANCIAL IMPLICATIONS

Council must work towards tight controls to achieve the budgeted end of year result.

OFFICER RECOMMENDATION

THAT the March Quarter Budget Review Statement be noted.

FURTHER that the March Quarter budget adjustments be approved.

ATTACHMENTS

AT- March 2020 Review

Gwydir Shire Council

Quarterly Budget Review Statement
for the period 01/01/20 to 31/03/20

Report by Responsible Accounting Officer

The following statement is made in accordance with Clause 203(2) of the Local Government (General) Regulations 2005:

31 March 2020

It is my opinion that the Quarterly Budget Review Statement for Gwydir Shire Council for the quarter ended 31/03/20 indicates that Council's projected financial position at 30/6/20 will be satisfactory at year end, having regard to the projected estimates of income and expenditure and the original budgeted income and expenditure.

Signed:



date:

22/5/2020

Helen Thomas
Responsible Accounting Officer

Gwydir Shire Council

Income & Expenses Budget Review Statement

Quarterly Budget Review Statement
for the period 01/01/20 to 31/03/20

Budget review for the quarter ended 31 March 2020

Income & Expenses - Council Consolidated

(\$000's)	Original Budget 2019/20	Approved Changes				Revised Budget 2019/20	Variations for this Mar Qtr	Projected Year End Result	Actual YTD figures
		Carry Forwards	Other than by QBRs	Sep QBRs	Dec QBRs	Mar QBRs			
Income									
Rates and Annual Charges	10,725			(4)	(13)	10,708	(78)	10,708	10,730
User Charges and Fees	4,178			(12)	24	4,190	(78)	4,112	2,734
Interest and Investment Revenues	179				27	206	(10)	196	105
Other Revenues	1,149			(146)	4	1,007	6	1,013	1,026
Grants & Contributions - Operating	13,750			1,000	60	14,810	(1,690)	13,120	7,991
Grants & Contributions - Capital	2,678	1,560		123	230	4,591	(1,732)	2,859	903
Net gain from disposal of assets	460					460		460	
Share of Interests in Joint Ventures									
Total Income from Continuing Operations	33,119	1,560	-	961	332	35,972	(3,504)	32,468	23,489
Expenses									
Employee Costs	12,292			400	(300)	12,392	220	12,612	9,077
Borrowing Costs	520				35	555	-74	481	257
Materials & Contracts	7,834	1,560		2,175	(84)	11,485	-3682	7,803	5,060
Depreciation	7,991					7,991		7,991	3,321
Legal Costs	27					27	10	37	38
Consultants	601					601		601	230
Other Expenses	3,103				(40)	3,063	-6	3,057	2,078
Interest & Investment Losses									
Net Loss from disposal of assets									
Share of interests in Joint Ventures									
Total Expenses from Continuing Operations	32,368	1,560	-	2,575	(389)	36,114	(3,532)	32,582	20,061
Net Operating Result from Continuing Operation	751	-	-	(1,614)	721	(142)	28	(114)	3,428
Discontinued Operations - Surplus/(Deficit)									
Net Operating Result from All Operations	751	-	-	(1,614)	721	(142)	28	(114)	3,428
Net Operating Result before Capital Items	(1,927)	(1,560)	-	(1,737)	491	(4,733)	1,760	(2,973)	2,525

Gwydir Shire Council

Quarterly Budget Review Statement

for the period 01/01/20 to 31/03/20

Budget review for the quarter ended 31 March 2020

Capital Budget - make a choice >>>

(\$000's)	Original Budget 2019/20	Approved Changes				Revised Budget 2019/20	Variations for this Mar Qtr	Projected Year End Result	Actual YTD figures
		Carry Forwards	Other than by QBRs	Sep QBRs	Dec QBRs	Mar QBRs			
Capital Expenditure									
New Assets									
- Plant & Equipment	1,023					1,023		1,023	
- Land & Buildings		1,560				-	(1,475)	85	
- Other									
Renewal Assets (Replacement)									
- Plant & Equipment	1,255					1,255		1,255	
- Land & Buildings	1,438					1,438		1,438	
- Roads, Bridges, Footpaths	4,875				591	5,466		5,466	
Loan Repayments (Principal)						-		-	
Waste									
Water supply	563					563	(290)	273	
Sewerage services	899					899	(429)	470	
Total Capital Expenditure	10,053	1,560	-	-	591	12,204	(2,194)	10,010	-
Capital Funding									
Rates & Other United Funding	695					695		695	
Capital Grants & Contributions	2,678				591	3,269	(1,445)	1,824	
Reserves:									
- External Restrictions/Reserves	4,658	1,560				6,218	(30)	6,218	
- Internal Restrictions/Reserves						-		(30)	
New Loans									
Receipts from Sale of Assets	200					200		200	
- Plant & Equipment	360					360		360	
Waste									
Water supply	563					563	(290)	273	
Sewerage services	899					899	(429)	470	
Total Capital Funding	10,053	1,560	-	-	591	12,204	(2,194)	10,010	-
Net Capital Funding - Surplus/(Deficit)	-	-	-	-	-	-	-	-	-

Gwydir Shire Council

Cash & Investments Budget Review Statement

Quarterly Budget Review Statement
for the period 01/01/20 to 31/03/20

Budget review for the quarter ended 31 March 2020

Cash & Investments - Council Consolidated

(\$000's)	Original Budget 2019/20	Approved Changes				Revised Budget 2019/20	Variations for this Mar Qtr	Projected Year End Result	Actual YTD figures
		Carry Forwards	Other than by QBRs	Sep QBRs	Dec QBRs	Mar QBRs			
Externally Restricted ⁽¹⁾									
Aged Care Bonds	290					290		290	290
Developer Contributions	262					262	(255)	7	7
Specific Purpose unexpended Grants	246					246	500	496	500
Water	560					560	300	860	916
Sewer	3,292					3,292		3,292	3,336
Domestic Waste Management	1,514					1,514		1,514	1,691
Total Externally Restricted	6,164	-	-	-	-	6,164	295	6,459	6,740
⁽¹⁾ Funds that must be spent for a specific purpose									
Internally Restricted ⁽²⁾									
Employee Leave Entitlement	900					900	300	1,200	800
Trust Accounts	294	2,421				2,715	(1,000)	1,715	1,100
Other Waste	1,291					1,291		1,291	1,300
Total Internally Restricted	2,485	2,421	-	-	-	4,906	(700)	4,206	3,200
⁽²⁾ Funds that Council has earmarked for a specific purpose									
Unrestricted (ie. available after the above Restrictic	351	-	-	-	-	351	405	756	174
Total Cash & Investments	9,000	2,421				11,421		11,421	10,114

Gwydir Shire Council

Quarterly Budget Review Statement
for the period 01/01/20 to 31/03/20

Contracts Budget Review Statement

Budget review for the quarter ended 31 March 2020

Part A - Contracts Listing - contracts entered into during the quarter

Contractor	Contract detail & purpose	Contract Value	Start Date	Duration of Contract	Budgeted (Y/N)	Notes
Johnstone Concrete	Fossickers Way Rehab	217,359	23/04/20	Until delivered	Y	
Fulton Hogan	North Star Road Rehab	172,727	30/03/20	Until delivered	Y	
Pressure System Solutions	Pressure Sewerage System Design and Consultation	168,300	03/04/20	2020/2021	Y	
WesTrac Equipment	Capterpillar Grader	452,060	13/03/20	Until delivered	Y	
N J Cobb Contruction	Naroo Kitchen Upgrade	382,000	09/03/20	2020	Y	

121

Gwydir Shire Council

Quarterly Budget Review Statement
for the period 01/01/20 to 31/03/20

Consultancy & Legal Expenses Budget Review Statement

Consultancy & Legal Expenses Overview

Expense	YTD Expenditure (Actual Dollars)	Budgeted (Y/N)
Consultancies	230,950	y
Legal Fees	37,821	y

Definition of a consultant:

A consultant is a person or organisation engaged under contract on a temporary basis to provide recommendations or high level specialist or professional advice to assist decision making by management. Generally it is the advisory nature of the work that differentiates a consultant from other contractors.

Comments

Expenditure included in the above YTD figure includes: Circular Economy and Governance